

ALABAMA WORKFORCE INVESTMENT SYSTEM

Department of Commerce
Workforce Development Division
401 Adams Avenue
Post Office Box 304103
Montgomery, Alabama 36103-4103

GOVERNOR'S WORKFORCE INNOVATION DIRECTIVE NO. PY 2022-09

SUBJECT: Program Year 2023/Fiscal Year 2024 Workforce Innovation and Opportunity Act (WIOA) Adult, Youth, and Dislocated Worker Allocations

- Purpose.** This Directive transmits notice of local workforce development areas' PY 2023/FY 2024 WIOA Adult, Youth, and Dislocated Worker program allocations.
- Discussion.** The Employment and Training Administration (ETA) of the U. S. Department of Labor (DOL), Training and Employment Guidance Letter (TEGL) No. 15-22 (issued April 21, 2023), a copy of which is Attachment 1 to this Directive, transmitting notice of the State's WIOA PY 2023/FY 2024 WIOA Youth, Adult, and Dislocated Worker allotments.

States operating under an approved WIOA State Plan will have the authority to expend their PY 2023 Youth funds, beginning April 1, 2023. This authority is provided under the WIOA Annual Funding Agreement. PY 2023 Adult and Dislocated Worker funds are available for State and local workforce development area expenditure beginning July 1, 2023. FY 2024 Adult and Dislocated Worker funds are available for State and local workforce development area expenditure beginning October 1, 2023, for expenditures incurred on or after October 1, 2023.

All Workforce Innovation and Opportunity Act funds, obligations, and expenditures, must be tracked and reported separately for each of the funding streams and from all other funding sources.

The Governor is withholding fifteen percent (15%) of PY 2023 and fifteen percent (15%) of FY 2024 Adult, Youth, and Dislocated Worker allotments at the state level for the conduct of WIOA Statewide Activities to include; state administration and other authorized activities. Two-point nine five percent (2.95%) of funds are being withheld for local workforce development area awards.

Governor's Workforce Innovation Directive PY 2022-09
Page Two

Additionally, the Governor has authority to withhold up to twenty-five percent of the State's Dislocated Worker program allotment for the conduct of Statewide Rapid Response activities. The State has elected to withhold three percent (3%) of funds for Rapid Response activities.

Specific information regarding PY 2023/FY 2024 Governor's WIOA Setaside amounts is contained in this Directive in Attachment 2.

At least eighty percent of all local workforce development area funds, including any PY 2023/FY 2024 local workforce development area awards, must be obligated during PY 2023.

WIOA section 133(b)(4) provides the authority for local workforce development areas, with approval of the Governor, to transfer up to one hundred percent (100%) of the Adult Activities funds to Dislocated Worker Activities, and up to one hundred percent (100%) of Dislocated Worker Activities funds to Adult Activities.

Each local workforce development area Adult/Dislocated Worker funds transfer request should be submitted for the local workforce development area's PY 2023 Grant Agreement Package. Such Grant Package transfers must include an appropriate transfer request justification narrative.

All WIOA fund allocations, distributions, and awards are subject to the continued availability of federal funds.

3. Action.

Local workforce development areas should utilize Attachment 2, Local Workforce Development Area Planning Allocation for Program Year 2023, when preparing their PY 2023/FY 2024 Grant Agreement Packages. The full amount of each local workforce development area's Adult, Dislocated Worker, and Youth allocations should be budgeted for PY 2023 (July 1, 2023 – June 30, 2024) expenditure. Local workforce development area PY 2023/FY 2024 Grant Agreement Packages should be submitted to the Workforce Development Division no later than June 13, 2023.

Local workforce development areas that elect to draw down their respective PY 2023 Youth allocations before their plans have been approved should submit a WIOA-60 (PY 2023 Youth Funds) to the Workforce Development Division, along with a cover letter under the local workforce development area grant recipient's signature, indicating the local workforce development area's intention to draw down the PY 2023 Youth funds.

Governor's Workforce Innovation Directive PY 2022-09
Page Three

Note that the Attachment 2 allocation summary breaks down the full local workforce development area Adult and Dislocated Worker allocations into Program Year and Fiscal Year components. Only the Program Year portion of local workforce development area Adult and Dislocated Worker allocations is available for expenditure on or after July 1, 2023. The Fiscal Year portion of local Workforce Development Area Adult and Dislocated Worker allocations, indicated under the Attachment 2 Fiscal Year column, is available for expenditure beginning October 1, 2023, and may not be used to pay for expenditures incurred prior to October 1, 2023.

4. Contact.

Any questions should be referred to Lisa Trammel, Staff Accountant, Workforce Development Division, at (334) 353-5164 or by email at lisa.trammel@commerce.alabama.gov.

tammy.wilkinson

05/03/2023

Tammy Wilkinson, Division Director/Date
Workforce Development Division


Attachments:

- 1: Training and Employment Guidance Letter No. 15-22
- 2: Local Workforce Development Area Planning Allocation for Program Year 2023

EMPLOYMENT AND TRAINING ADMINISTRATION ADVISORY SYSTEM U.S. DEPARTMENT OF LABOR Washington, D.C. 20210	CLASSIFICATION WIOA/Wagner-Peyser
	CORRESPONDENCE SYMBOL OWI
	DATE April 21, 2023

ADVISORY: TRAINING AND EMPLOYMENT GUIDANCE LETTER NO. 15-22

TO: STATE WORKFORCE AGENCIES
ALL STATE WORKFORCE LIAISONS

FROM: BRENT PARTON 
Acting Assistant Secretary

SUBJECT: Workforce Innovation and Opportunity Act (WIOA) Adult, Dislocated Worker and Youth Activities Program Allotments for Program Year (PY) 2023; PY 2023 Allotments for the Wagner-Peyser Act Employment Service (ES) Program; and PY 2023 Allotments of Workforce Information Grants to States

1. **Purpose.** To provide information to states and outlying areas on WIOA Title I Adult, Dislocated Worker and Youth Activities program allotments for PY 2023; final PY 2023 allotments for the Wagner-Peyser Act ES Program, as required by section 6(b)(5) of the Wagner-Peyser Act, as amended; and the allotments of Workforce Information Grants to States for PY 2023.
2. **Action Requested.** States must follow the requirements in this guidance to obtain the federal funds needed to manage their programs.
3. **Summary and Background.**
 - a. Summary - This document provides grantees with guidance and information including:
 - How to obtain the federal funds covered by the TEGL and financial reporting requirements;
 - The potential for reallocation of PY 2023 funds based on unobligated balances of PY 2022 funds in excess of 20 percent of their allotment at the end of PY 2022 (6/30/23);
 - Requirements when calculating sub-state allocations to local areas and updated Disadvantaged Youth and Adult data for use in PY 2023 and future WIOA Youth and Adult within-state allocation formulas;
 - Funds set aside for evaluations and program integrity;
 - Salary caps at the Executive Level II;
 - Waivers of the competition requirement for outlying areas and updated 2020 Census data used in the outlying area allotments; and
 - New authority for outlying areas to submit an application for a single consolidated grant for Adult, Dislocated Worker and Youth funds.

RESCISSIONS None	EXPIRATION DATE Continuing
----------------------------	--------------------------------------

b. Background - On December 29, 2022, the *Consolidated Appropriations Act, 2023*, Pub. L. 117-328, was signed into law (from this point forward, referred to as “the Act”). The Act makes PY 2023 Youth Activities funds available for obligation on April 1, 2023, and funds the WIOA Adult and Dislocated Worker programs in two separate appropriations. The first appropriations for the Adult and Dislocated Worker programs become available for obligation on July 1, 2023; this portion is commonly referred to as “base” funds. The second appropriations for the Adult and Dislocated Worker programs become available for obligation on October 1, 2023; this portion is commonly referred to as “advance” funds because they are provided in the appropriations act passed during the fiscal year immediately before the fiscal year when the funds are available. For example, funds for PY 2023 that will be made available on October 1, 2023, were appropriated during FY 2023, but not made available until FY 2024, and are called the FY 2024 “advance” funds. See Attachment A for details.

The Act, Division H, Title I, secs. 106(b) and 107, allows the Secretary of Labor (Secretary) to set aside up to 0.5 percent of each discretionary appropriation for activities related to program integrity and 0.75 percent of most operating funds for evaluations. For 2023, as authorized by the Act, the Department has set aside \$10,408,000 of the Training and Employment Services (TES) and \$2,556,500 of the State Unemployment Insurance and Employment Services Operations (SUIESO) appropriations impacted in this TEGL for these activities. ETA reserved these funds from the WIOA Adult, Youth, Dislocated Worker, Wagner-Peyser Act Employment Service, and Workforce Information Grant to States program budgets. Any funds not utilized for these reserve activities will be provided to the states.

ETA applied the reductions for evaluations and program integrity from the WIOA Adult and Dislocated Worker programs only to the FY 2024 “advance” funding levels; “base” funding is disseminated at the full amount appropriated in the Act.

The Act also specifies that the Secretary may reserve no more than 10 percent of the Dislocated Worker National Reserve funds to provide technical assistance and carry out additional activities related to the transition to WIOA. Additionally, salary caps are imposed under the Act, Division H, Title I, sec. 105. The funds provided to grantees in these allotments must not be used by a recipient or sub-recipient to pay the salary and bonuses of an individual, either as direct costs or indirect costs, at a rate in excess of Executive Level II. The rates of basic pay for the Executive Schedule are found at <https://www.opm.gov/policy-data-oversight/pay-leave/salaries-wages/>. States also may establish lower salary caps. See TEGL No. 5-06, “Implementing the Salary and Bonus Limitations in Public Law 109-234.”

WIOA allotments for states are based on formula provisions contained in WIOA (see Attachment B for WIOA and Wagner-Peyser Act formula descriptions). The Act waives the competition requirement regarding funding to outlying areas (i.e., American Samoa, Guam, Commonwealth of the Northern Mariana Islands, the Republic of Palau, and the United States Virgin Islands). For PY 2023, outlying area grant amounts are based on the administrative formula determined by the Secretary that was used under the Workforce

Investment Act. Note, ETA used updated 2020 Census data to calculate the Adult, Youth, and Workforce Information Grants outlying area allotments. The 2020 Island Areas Censuses (IAC) operation was impacted by the COVID-19 pandemic. While the enumeration was successful, the COVID-19 pandemic impacted the quality of the detailed social, economic, and housing characteristic data for American Samoa, Guam, and the U.S. Virgin Islands. Guidance is available at <https://www2.census.gov/programs-surveys/decennial/2020/technical-documentation/island-areas-tech-docs/2020-iac-guidance.pdf>. Palau's data was obtained from the 2021 Statistical Yearbook of the Republic of Palau available at <https://www.palau.gov.pw/wp-content/uploads/2022/07/2021-Statistical-Yearbook.pdf>.

Additionally, the Act allows outlying areas to submit a single application according to the requirements established by the Secretary for a consolidated grant for Adult, Youth, and Dislocated Worker funds. Subject to approval of the grant application and other reporting requirements of the Secretary, the Act allows outlying areas receiving a consolidated grant to use those funds interchangeably between Adult, Youth, and Dislocated Worker programs or activities. If an outlying area is interested in consolidating its grants, it should contact the appropriate ETA Regional Office. ETA will separately provide outlying areas additional guidance regarding application and reporting requirements associated with the option to consolidate funds.

WIOA specifically included the Republic of Palau as an outlying area, except during any period for which the Secretary of Labor and the Secretary of Education determine that a Compact of Free Association is in effect and contains provisions for training and education assistance prohibiting the assistance provided under WIOA. No such determinations prohibiting assistance have been made (WIOA sec. 3(45)(B)). WIOA updated the Compact of Free Association Amendments of 2003, Pub. L. 108-188 (December 17, 2003) so that the Republic of Palau remained eligible for WIOA Title I funding. See [48 U.S.C. 1921d\(f\)\(1\)\(B\)\(ix\)](#). The National Defense Authorization Act for Fiscal Year 2018, Pub. L. 115-91 (December 12, 2017), Division A, Title XII, Subtitle F, sec. 1259C(c) authorized WIOA Title I funding to Palau through FY 2024.

In addition to this TEG, ETA will publish the allotments and descriptions of the allotment formulas in the <https://www.federalregister.gov/>. In this Federal Register notice, ETA will invite comments on the allotment formula for outlying areas.

4. **WIOA PY 2023 Allotments.** Please see Appendices I through VI for guidance and Attachments A through K for formula descriptions and allotment tables.
5. **Inquiries.** Questions regarding these allotments may be directed to the appropriate Regional Office. Information on allotments and planning requirements may also be found on the ETA Web site at <https://www.dol.gov/agencies/eta>.
6. **References.**
 - Consolidated Appropriations Act, 2023 (Pub. L. 117-328);

- The National Defense Authorization Act for Fiscal Year 2018, Pub. L. 115-91 (December 12, 2017), Division A, Title XII, Subtitle F, sec. 1259C(c);
- Balanced Budget and Emergency Deficit Control Act of 1985, as amended (Title II of Pub. L. 99-177);
- Bipartisan Budget Act of 2018 (Pub. L. 115-123);
- Budget Control Act of 2011 (Pub. L. 112-25);
- Data for Persons Defined as Disadvantaged Youth and Adults (2016-2020) <https://www.dol.gov/agencies/eta/budget/formula/disadvantagedyouthadults>;
- Workforce Innovation and Opportunity Act (Pub. L. 113-128);
- Wagner-Peyser Act, as amended (29 U.S.C. 49 et seq.);
- Compact of Free Association Amendments of 2003 (Pub. L. 108-188);
- TEGL No. 5-06, *Implementing the Salary and Bonus Limitations in Public Law 109-234*;
- TEGL No. 20-19, *Revised ETA-9130 Financial Report, Instructions, and Additional Guidance*; and
- *Local Area Unemployment Statistics (LAUS) Technical Memorandum No. S-22-13, Program Year 2023 Areas of Substantial Unemployment under the Workforce Innovation and Opportunity Act, dated August 1, 2022.*

7. **Attachments.**

- Appendix I – WIOA Youth Allotment Activities
- Appendix II – WIOA Adult Allotment Activities
- Appendix III – WIOA Dislocated Worker Allotment Activities
- Appendix IV – Wagner-Peyser Act ES Allotment Activities
- Appendix V – Workforce Information Grants Allotment Activities
- Appendix VI – Submission Requirements and Reporting
- Attachment A - Program Year 2023 Funding
- Attachment B - WIOA and Wagner-Peyser Statutory Formula Descriptions for State Allotments
- Attachment C - WIOA Statutory and Discretionary Formulas for Sub State Allocations
- Attachment D - WIOA Youth Activities State Allotments, PY 2023 vs PY 2022
- Attachment E - WIOA Adult Activities State Allotments, PY 2023 vs PY 2022
- Attachment F - WIOA Adult Activities PY 2023 State Allotments, July 1 and October 1 Funding
- Attachment G - WIOA Dislocated Worker Activities State Allotments, PY 2023 vs PY 2022
- Attachment H - WIOA Dislocated Worker Activities PY 2023 Allotments, July 1 and October 1 Funding
- Attachment I - Employment Service (Wagner-Peyser) Allotments, PY 2023 vs PY 2022
- Attachment J - Workforce Information Grants to State Allotments, PY 2023 vs PY 2022
- Attachment K – WIOA Youth, Adult, and Dislocated Worker Outlying Areas Funding, PY 2023

Appendix I – WIOA Youth Allotment Activities

State WIOA Youth Activities Funds: Title I--Chapter 2--Youth Activities.

- A. State Allotments. The appropriated level for PY 2023 for WIOA Youth Activities totals \$948,130,000. After reducing the appropriation by \$3,629,000 for set asides authorized by the Act and reserving \$925,200 for Migrant and Seasonal Farmworker (MSFW) Youth, \$943,575,800 is available for Youth Activities, which includes \$14,153,637 for Native American grantees, \$927,098,608 for states, and \$2,323,555 for outlying areas. The WIOA Youth formula has a section in WIOA for a reservation for MSFW Youth if the appropriation exceeds \$925,000,000. Per WIOA 127(a)(1), ETA reserved 4 percent (\$925,200) of the excess amount for MSFW Youth. Note that under WIOA the basis for calculating the 1/4 of one percent reserved for outlying areas is based on the total available for Youth Activities (after set asides authorized by the Act) after the MSFW Youth and Native American reservations. The Native American reservation is calculated on the total available for Youth Activities (after set asides authorized by the Act) after the MSFW Youth reservation. Attachment D contains a breakdown of the WIOA Youth Activities program allotments by state for PY 2023 and provides a comparison of these allotments to PY 2022. Please note that the Department will provide information on the Native American Youth allotments in a separate Training and Employment Guidance Letter (TEGL).

Formula funds are allotted for PY 2023 Youth Activities among the states, in accordance with WIOA formula requirements. For reference, the Department allots these funds to the states based on the following data factors (summarized slightly):

1. The average number of unemployed individuals for Areas of Substantial Unemployment (ASUs) for the 12-month period, July 2021 through June 2022, as prepared by the states under the direction of the Bureau of Labor Statistics (BLS), in each state compared to the total number of unemployed individuals in ASUs in all states;
2. The number of excess unemployed individuals or excess unemployed individuals in ASUs (depending on which is higher) averages for the same 12-month period, July 2021 through June 2022, compared to the total excess individuals or ASU excess in all states; and
3. The number of disadvantaged youth (age 16 to 21, excluding college students not in the workforce and military) from special tabulations of data from the American Community Survey (ACS) in each state compared to the total number of disadvantaged youth in all states. The Census Bureau collected the data used in the special tabulations for disadvantaged youth between January 1, 2016 and December 31, 2020.

Since the total amount available for states in PY 2023 is below the required \$1 billion threshold specified in WIOA sec. 127(b)(1)(C)(iv)(IV), which was also the case in PY

2022, the Department did not apply the WIOA additional minimum provisions (see Attachment B). Instead, the minimums of 90 percent of the prior year allotment percentage and 0.25 percent state minimum floor apply, as required by WIOA. WIOA also maintains that no state may receive an allotment that is more than 130 percent of the allotment percentage for the state for the previous year.

- B. PY 2023 Funding WIOA Agreement/Notice of Award (NOAs). Youth program funds are available to states to use once the PY 2023 WIOA Annual Funding Agreement/NOA is complete.

- C. Sub-State Allocations. States must distribute WIOA Youth Activities funds among local workforce areas (subject to reservation of the 15 percent limitation for statewide workforce employment and training activities) in keeping with the provisions of WIOA sec. 128 and their approved Unified or Combined WIOA State Plan. In allocating Youth Activities funds to local areas for PY 2023, states may use either the allocation formula described in WIOA sec.128(b)(2) or the discretionary allocation formula in WIOA sec. 128(b)(3), and ensure the state policy articulated in the approved State Plan remains consistent with this guidance. Consistent with sec. 182(e) of WIOA, sub-state allocations must be made available to local areas not later than 30 days after the date funds are made available to the state or 7 days after the date the local plan for the area is approved, whichever is later. **See Attachment C** for a description of sub-state allocation formulas.
 - 1. Allocation Formula. Thirty-three and 1/3 percent of the total funds available for local allocations are allocated based on each local area's relative share of each data factor listed below.
 - a. The relative number of unemployed individuals in Areas of Substantial Unemployment (ASUs) in each local area, compared to the total number of unemployed individuals in ASUs in all local areas in the state. For this factor, the timeframe for comparison is the 12-month period, July 2021 to June 2022.
 - b. The relative excess number of unemployed individuals in each local area, compared to the total excess number of unemployed individuals in all local areas in the state. See the definition of "excess number" below which requires a comparison of the excess unemployed in ASUs with excess unemployed in all areas. For this factor, the timeframe for comparison is the 12-month period, July 2021 to June 2022.
 - c. The relative number of disadvantaged youth (age 16 to 21, excluding college students not in the workforce and military), in each local area, compared to the total number of disadvantaged youth in all local areas in the state. The number of disadvantaged youth comes from special tabulations of data from the ACS prepared in accordance with the definition provided in WIOA. The Census Bureau collected this data between January 1, 2016 and December 31, 2020.

For purposes of identifying ASUs for the Youth Activities sub-state allocation formula, states must use data made available by BLS (as described in Local Area Unemployment Statistics (LAUS) Technical Memorandum No. S-22-13).

The term “excess number” means, used with respect to the excess number of unemployed individuals within a local area, the higher of (i) the number that represents the number of unemployed individuals in excess of 4.5 percent of the civilian labor force in the local area; or (ii) the number that represents the number of unemployed individuals in excess of 4.5 percent of the civilian labor force in ASUs in such local area.

In order to determine the number of disadvantaged youth for the sub-state Youth formula, states must use the special tabulations of ACS data available at <https://www.dol.gov/agencies/eta/budget/formula/disadvantagedyouthadults>. ETA obtained updated data for use in PY 2023, and will publish this information in a forthcoming TEGL.

States must utilize a minimum percentage (or stop loss) to ensure that no local area receives an allocation percentage that is less than 90 percent of the average allocation percentage received by the local area for the previous two years. An allocation percentage is the local area’s share or percentage of funds allocated to all local areas. States must **not** use 90 percent of the average *amount* allocated to the local area for the last two years. States must obtain amounts necessary to increase allocations to local areas to comply with the minimum percentage requirement by proportionately reducing the allocations to be made to other local areas.

States must not use a maximum percentage (or stop gain).

2. Discretionary Formula. Alternatively, a state may use a discretionary formula. When using a discretionary formula, a state distributes a portion that is at least 70 percent of the funds according to the allocation formula described in subparagraph C.1 of this Appendix, and the remainder on the basis of a formula that incorporates additional factors relating to:
 - a. excess youth poverty in urban, rural, and suburban areas; **and**
 - b. excess unemployment above the state average in urban, rural, and suburban local areas.

Of the portion of funds distributed according to the allocation formula described in subparagraph C.1, a state must not assign unequal percentages to the ASU, excess unemployment, and disadvantaged data factors. These three data factors carry equal weights and must not total less than 70 percent of the formula.

Of the remainder, states may determine the percentage to allocate to data factors reflecting excess youth poverty and excess unemployment above the state average.

States also have flexibility in choosing what data they want to use related to youth poverty and excess unemployment above the state average. States **may not** reuse the allocation formula data factors (ASU, excess unemployment, and disadvantaged youth) to distribute the remainder. Using data factors such as high school dropout rate may be an acceptable reflection of youth poverty, but the state must articulate how such factors relate to youth poverty in the State Plan.

For the portion of funds distributed according to the allocation formula (which represent at least 70 percent of the distributed funds), the state must employ the minimum percentage (or stop loss), as described in subparagraph C.1 on the allocation formula. The state may choose whether to apply the minimum percentage to the remainder portion of funds that the state distributes according to the discretionary formula (which represent not more than 30 percent of the distributed funds).

The State Board must develop the discretionary formula, and the Secretary must approve it as part of the State Plan.

D. Transfer of Funds. Local workforce areas do not have the authority to transfer funds to or from the Youth Activities program.

E. Re-allotment of Funds. WIOA sec. 127(c) requires the Secretary of Labor to recapture and reallocate Youth Activities program formula funds based on state obligation levels at the end of the first program year of use (ETA reallocates in accordance with 20 CFR 683.135). PY 2022 funds are only available for Federal obligation until the end of the program year, and so the Secretary does not have authority to reobligate PY 2022 funds after the first program year. Therefore, any reallocation of funds requires the use of PY 2023 funds. In other words, recapture and reallocation of PY 2023 funds is based on obligation levels of PY 2022 funds at the end of PY 2022.

1. The obligation threshold a state must meet to avoid recapture under WIOA sec. 127(c)(2) is 80 percent. The term obligation is defined at 2 CFR 200.71. The funds that a state allocates to a local area are state obligations. WIOA requires states to allocate at least 85 percent of Youth Activities funds to local areas. Therefore, by making the required local allocations, the state has obligated more than 80 percent of its PY 2022 funds and no further action is required regarding reallocation of PY 2023 funds.
2. States report the aggregate amount of allocations to the local areas on the Local Youth ETA-9130 (B) financial reports, along with obligations by local areas of those funds. Note that as part of ETA's transition away from legacy systems, the new Payment Management System (PMS) Financial Reporting System is going live for ETA grant recipients submission of the quarterly ETA-9130 financial reports on April 3, 2023. PMS is operated by the U.S. Department of Health and Human Services, which will conduct training for ETA grant recipients on the use of the new reporting

system. Additional guidance and information on the access and use of the PMS Financial Reporting System for the submission of future ETA-9130 quarterly financial reports is provided in Training and Employment Notice (TEN) No. 16-22. The PMS Financial Reporting System training sessions will be recorded and available for future reference.

- F. Small State Minimum Allotment States. WIOA sec. 129(a)(4)(B) allows a state that receives a small state minimum allotment under WIOA sec. 127(b)(1) (relating to the youth formula program) or 132(b)(1) (relating to the adult formula program) to submit a request for approval to the Department to decrease the percentage of funds spent on out-of-school youth (OSY) to not less than 50 percent in a local area. To determine if a state receives a small state minimum allotment, review the PY 2023 columns in Attachments D and E. States that meet the criteria for PY 2023 as a minimum allotment state are those states that receive a PY 2023 WIOA Youth allotment of \$2,317,747 or receive a PY 2023 WIOA Adult allotment of \$2,201,794. If a state wishes to submit a small state OSY exception request, they must submit the request for PY 2023 by September 30, 2023. The request must be submitted to the appropriate ETA Regional Administrator and contain the required justification outlined in the WIOA final rule at 20 CFR 681.410(b).

Appendix II – WIOA Adult Allotment Activities

State Adult Employment and Training Activities Funds: Title I--Chapter 3--Adult and Dislocated Worker Employment and Training Activities.

- A. State Allotments. The total appropriated funds for Adult Activities in PY 2023 is \$885,649,000. After reducing the appropriated amount by \$2,724,000 for set asides authorized by the Act, \$882,925,000 remains for Adult Activities, of which \$880,717,687 is for states and \$2,207,313 is for outlying areas. Attachment E shows the PY 2023 Adult Employment and Training Activities allotments and a state-by-state comparison of the PY 2023 allotments to PY 2022 allotments.

The three formula data factors that the Department uses to distribute WIOA Adult Activities funds among the states are the same as those used for the Youth Activities formula, except that data is used for the number of disadvantaged adults (age 22 to 72, excluding college students not in the workforce and military), rather than the number of disadvantaged youth. Since the total amount available for the Adult Activities program for states in PY 2023 is below the required \$960 million threshold specified in WIOA sec. 132(b)(1)(B)(iv)(IV), as was also the case in PY 2022, the WIOA additional minimum provisions (See Attachment B) are not applicable. Instead, as required by WIOA, the minimums of 90 percent of the prior year allotment percentage and 0.25 percent state minimum floor apply. Like for the Youth program, WIOA also provides that no state may receive an allotment that is more than 130 percent of the previous year allotment percentage for the state.

- B. PY 2023 Funding WIOA Agreement/NOAs. For PY 2023, Congress appropriated funds for this program in two portions: \$173,649,000 is available for obligation on July 1, 2023 (PY 2023), and \$712,000,000 is available for obligation on October 1, 2023 (FY 2024). After reductions associated with evaluations and program integrity, the amount available for Adult Activities on July 1, 2023 (PY 2023) is \$173,649,000, and on October 1, 2023 (FY 2024) is \$709,276,000. The Department prorated allotments to states and outlying areas based on these total amounts and will issue two NOAs (subject to the state submitting an approved State Plan under secs. 102 or 103 of WIOA). The first NOA covers the period starting July 1, 2023, under the PY 2023 WIOA grant agreement, and the other for October 1, 2023, also under the PY 2023 WIOA grant agreement (see Attachment F).
- C. Sub-State Allocations. States must distribute WIOA Adult Activities funds for PY 2023 allotments among local workforce areas (subject to reservation of the 15 percent limitation for statewide employment and training activities) in accordance with the provisions in WIOA section 133 and the approved State Plan. States must calculate the up to 15 percent available for statewide activities on the total allotment for PY 2023. In allocating WIOA Adult funds to local areas for PY 2023, states may use either the allocation formula described in WIOA sec. 133(b)(2)(A) or the discretionary allocation formula in WIOA sec. 133(b)(3). Also, states must ensure the state policy articulated in

the approved WIOA Unified or Combined State Plan remains consistent with this guidance. See **Attachment C** for a description of sub-state allocation formulas.

1. Allocation Formula. Thirty-three and 1/3 percent of the total funds available for local allocations are allocated based on each local area's relative share of each data factor listed below.
 1. The relative number of unemployed individuals in ASUs in each local area, compared to the total number of unemployed individuals in ASUs in all local areas in the state. For this factor, the timeframe for comparison is the 12-month period, July 2021 to June 2022.
 2. The relative excess number of unemployed individuals in each local area, compared to the total excess number of unemployed individuals in all local areas in the state. See the definition of "excess number" below which requires a comparison of the excess unemployed in ASUs with excess unemployed in all areas. For this factor, the timeframe for comparison is the 12-month period, July 2021 to June 2022.
 3. The relative number of disadvantaged adults (age 22 to 72, excluding college students not in the workforce and military) in each local area, compared to the total number of disadvantaged adults in all local areas in the state. The Census Bureau collected the data used in the special tabulations for disadvantaged adults between January 1, 2016 and December 31, 2020.

For purposes of identifying ASUs for the Adult Activities sub-state allocation formula, states should use data made available by BLS (as described in LAUS Technical Memorandum No. S-22-13).

The term "excess number" means, used with respect to the excess number of unemployed individuals within a local area, the higher of (i) the number that represents the number of unemployed individuals in excess of 4.5 percent of the civilian labor force in the local area; or (ii) the number that represents the number of unemployed individuals in excess of 4.5 percent of the civilian labor force in ASUs in such local area.

In order to determine the number of disadvantaged adults for the sub-state Adult formula, states must use the special tabulations of ACS data available at <https://www.dol.gov/agencies/eta/budget/formula/disadvantagedyouthadults>. ETA obtained updated data for use in PY 2023, and will publish this information in a forthcoming TEGF.

States must utilize a minimum percentage (or stop loss) to ensure that no local area receives an allocation percentage that is less than 90 percent of the average allocation percentage of the local area for the previous two years. An allocation percentage is the local area's share or percentage of funds allocated to all local areas. States must

not use 90 percent of the average *amount* allocated to the local area for the last two years. States must obtain amounts necessary to increase allocations to local areas to comply with the minimum percentage requirement by proportionately reducing the allocations to be made to other local areas.

States must not use a maximum percentage (or stop gain).

In accordance with sec. 182(e) of WIOA, states must make sub-state allocations available to local areas not later than 30 days after the date funds are made available to the state, or 7 days after the date the local plan for the area is approved, whichever is later.

2. Discretionary Formula. Alternatively, a state may use a discretionary formula. When using a discretionary formula, a state distributes a portion that is at least 70 percent of the funds according to the allocation formula described in subparagraph C.1 of this Appendix, and the remainder on the basis of a formula that incorporates additional factors related to:
 1. excess poverty in urban, rural, and suburban areas, **and**
 2. excess unemployment above the state average in urban, rural, and suburban local areas.

Of the portion of funds distributed according to the allocation formula described in subparagraph C.1, a state must not assign unequal percentages to the ASU, excess unemployment, and disadvantaged data factors. These three data factors carry equal weights and must total at least 70 percent of the formula.

Of the remainder, states may determine the percentage to allocate to data factors reflecting excess poverty and excess unemployment above the state average.

States also have flexibility in choosing the data they want to use related to poverty and excess unemployment above the state average. States **may not** reuse the allocation formula data factors (ASU, excess unemployment, and disadvantaged adults) to distribute the remainder. Using data factors not directly describing poverty or excess unemployment may be acceptable, but the state must articulate how such factors relate to the statutory requirements in the State Plan.

The discretionary formula must also employ a minimum percentage, as described in subparagraph C.1 on the allocation formula. The minimum percentage may be applied to the 70 percent (or greater) portion or to the entire allocation.

The State Board must develop the discretionary formula, and the Secretary must approve it as part of the State Plan.

D. Transfers of Funds. WIOA sec. 133(b)(4) provides the authority for local workforce

areas, with approval of the Governor, to transfer up to 100 percent of the Adult Activities funds for expenditure on Dislocated Worker Activities, and up to 100 percent of Dislocated Worker Activities funds for expenditure on Adult Activities.

- E. Re-allotment of Funds. WIOA sec. 132(c) requires the Secretary of Labor to recapture and reallocate Adult Activities program formula funds based on state obligation levels at the end of the first program year of use (ETA reallocates in accordance with 20 CFR 683.135). PY 2022 funds are only available for Federal obligation until the end of the program year, and so the Secretary does not have authority to re-obligate PY 2022 funds after the first program year. Therefore, any re-allotment of funds requires the use of PY 2023 funds. In other words, re-allotment of PY 2023 funds is based on obligation levels of PY 2022 funds at the end of PY 2022.
1. The obligation threshold a State must meet to avoid recapture under WIOA sec. 132(c)(2) is 80 percent. The term obligation is defined at 2 CFR 200.71. The funds that a state allocates to a local area are state obligations. WIOA requires states to allocate at least 85 percent of Adult Activities funds to local areas. Therefore, by making the required local allocations, the state has obligated more than 80 percent of its PY 2022 funds and no further action is required regarding re-allotment of PY 2023 funds.
 2. States report aggregate allocations to the local areas on the Local Adult ETA 9130 (D) financial reports, along with obligations by local areas of those funds. As noted in Appendix I, as part of ETA's transition away from legacy systems, the new PMS Financial Reporting System is going live for ETA grant recipients submission of the quarterly ETA-9130 financial reports on April 3, 2023. PMS is operated by the U.S. Department of Health and Human Services, which will conduct training for ETA grant recipients on the use of the new reporting system. Additional guidance and information on the access and use of the PMS Financial Reporting System for the submission of future ETA-9130 quarterly financial reports is provided in TEN No. 16-22. The PMS Financial Reporting System training sessions will be recorded and available for future reference.

Appendix III – WIOA Dislocated Worker Allotment Activities

State Dislocated Worker Employment and Training Funds: Title I--Chapter 3--Adult and Dislocated Worker Employment and Training Activities.

The amount appropriated for Dislocated Worker Activities in PY 2023 totals \$1,421,412,000. The total appropriation includes formula funds for the states, while the National Reserve is used for National Dislocated Worker Grants, technical assistance and training, demonstration projects, Workforce Opportunity for Rural Communities, Community College Grants, and the outlying areas' Dislocated Worker allotments. After reducing the appropriated amount by \$4,055,000 for set asides authorized by the Act, a total of \$1,417,357,000 remains available for Dislocated Worker Activities. The amount available for outlying areas is \$3,543,393, leaving \$321,550,607 for the National Reserve and a total of \$1,092,263,000 available for states.

- A. State Allotments. Attachment G shows the PY 2023 Dislocated Worker Activities allotments and a state-by-state comparison of the PY 2023 allotments to PY 2022 allotments.

WIOA prescribes different data factors for the federal allotment of Dislocated Worker funds by the Department to the states, and for the sub-state allocation of Dislocated Worker funds by the Governor within a state. The Department has allotted the PY 2023 Dislocated Worker program state allotments among the states in accordance with the factors required by WIOA. For reference, the three data factors that the Department considers in allocating these funds to the states are (summarized slightly):

1. The relative number of unemployed individuals in each state, compared to the total number of unemployed individuals in all states. For this factor, the timeframe for comparison is the 12-month period, October 2021 through September 2022.
2. The relative number of excess unemployed individuals in each state, compared to the total excess number of unemployed individuals in all states. For this factor, the timeframe for comparison is the 12-month period, October 2021 through September 2022. No comparison to ASU excess is performed for this data factor.
3. The relative number of individuals in each state who have been unemployed for 15 weeks or more, compared to the total number of individuals in all states who have been unemployed for 15 weeks or more. For this factor, the timeframe for comparison is the 12-month period, October 2021 through September 2022.

WIOA sec. 132(b)(2)(B)(iii)(I) requires the Dislocated Worker formula to adopt a 90 percent minimum of the prior year allotment percentage (stop loss). WIOA also provides that no state may receive an allotment that is more than 130 percent of the allotment percentage for the state for the previous year (stop gain) under section 132(b)(2)(B)(iii)(II).

- B. PY 2023 Funding WIOA Agreement/NOAs. For PY 2023, Congress appropriated funds for this program in two portions for both formula funds and National Reserve funds. For state formula funds, \$235,553,000 is available for obligation on July 1, 2023 (PY 2023), and \$860,000,000 is available for obligation on October 1, 2023 (FY 2024). For the National Reserve, which includes funds for the outlying areas, \$125,859,000 is available for obligation on July 1, 2023 (PY 2023), and \$200,000,000 is available for obligation on October 1, 2023 (FY 2024). After reductions associated with evaluations and program integrity, the amount available for state formula funds on July 1, 2023 is \$235,553,000 and on October 1, 2023 is \$856,710,000. For the National Reserve, the amount available on July 1, 2023 is \$125,859,000 and on October 1, 2023 is \$199,235,000. Allotments to states and outlying areas are prorated based on the two amounts for formula funds and National Reserve, respectively. ETA will issue allotments in two NOAs: one for July 1, 2023, under the PY 2023 WIOA grant agreement, and the other for October 1, 2023, also under the PY 2023 WIOA grant agreement (see Attachment H).
- C. Sub-State Allocations. States will distribute Dislocated Worker Activities funds for PY 2023 among local workforce areas (subject to the Governor's reservation of up to 25 percent for statewide Rapid Response activities under WIOA sec. 133(a)(2) and the 15 percent limitation for statewide employment and training activities), in accordance with the provisions in WIOA section 133 and the approved State Plan. States must calculate up to 15 percent for statewide activities on the total allotment for PY 2023.

In allocating WIOA Dislocated Worker funds to local areas for PY 2023, states must ensure the state policy articulated in the approved State Plan remains consistent with this guidance. See **Attachment C** for a description of sub-state allocation formulas. Governors continue to prescribe the Dislocated Worker formula for sub-state allocations.

Under WIOA, the data factors that must be included are:

- insured unemployment data,
- unemployment concentrations,
- plant closing and mass layoff data,
- declining industries data,
- farmer-rancher economic hardship data, and
- long-term unemployment data.

A state may assign zero weight to a factor only where the state is able to demonstrate it does not have an appropriate data source to accurately reflect state needs for a given data factor. For example, the Bureau of Labor Statistics no longer produces the plant closing and mass layoff data, one of the six data factors WIOA requires. ETA recognizes that an accurate source of such data is no longer available at the national level. Some states have sub-state administrative data available and others do not. In order to assign a weight of zero to a data factor, such as the plant closing and mass layoff data factor, the state must include the following information in their WIOA Unified or Combined State Plan:

- An inventory of available national or state-level data sources germane to the data factor.
- A discussion of why the available data sources are inadequate for the purposes of assigning a weight to a given data factor; and
- A description of how the Governor’s formula is appropriate to distribute funds equitably throughout the state.

(Note that weighting a data factor at zero percent is not allowable under any other circumstance.)

WIOA requires the use of a minimum percentage (or stop loss) (see WIOA sec. 133(b)(2)(B)(iii)). A local workforce area must receive an **allocation percentage that is no less than 90 percent** of the average allocation percentage of the local area for the two preceding years. In the event of a shortage of funds, states must obtain the amounts necessary to increase the allocations to local areas to comply with this provision by proportionately reducing the allocations to other local areas. The minimum percentage methodology states use for Dislocated Worker funds is the same minimum percentage methodology used in the sub-state Youth and Adult allocation formulas. States are not required to use a maximum percentage (or stop gain) but may use one if desired.

- D. Transfers of Funds. WIOA sec. 133(b)(4) provides the authority for local workforce areas, with approval of the Governor, to transfer up to 100 percent of the Dislocated Worker Activities funds for expenditure on Adult Activities, and up to 100 percent of Adult Activities funds for expenditure on Dislocated Worker Activities.
- E. Re-allotment of Funds. WIOA sec. 132(c) requires the Secretary of Labor to recapture and reallocate Dislocated Worker program formula funds based on state obligation levels at the end of the first program year of use (ETA reallocates in accordance with 20 CFR 683.135). PY 2022 funds are only available for Federal obligation until the end of the program year, and so the Secretary does not have authority to re-obligate PY 2022 funds after the first program year. Therefore, any re-allotment of funds requires the use of PY 2023 funds. In other words, the Department will reallocate PY 2023 Dislocated Worker formula funds among states during PY 2023 based on state obligations of PY 2022 funds made during PY 2022. Likewise, obligation of PY 2023 funds will impact recapture and reallocation of PY 2024 funding.
1. WIOA sec. 134(a)(2)(A)(ii) gives states the flexibility to use PY 2022 Rapid Response funds that are not obligated by the end of PY 2022 for statewide activities. Per WIOA sec. 132(c), states must still obligate 80 percent of their PY 2022 Dislocated Worker program formula funds, which includes Rapid Response funds, by June 30, 2023 or potentially have PY 2023 funds recaptured and re-allotted to states who have obligated 80 percent of their PY 2022 funds.

2. The term obligation is defined at 2 CFR 200.71. The funds a state allocates to local areas are state obligations. States report aggregate allocations to the local areas on the Local Dislocated Worker ETA 9130 (F) financial reports, along with obligations by local areas of those funds. As noted in Appendix I, as part of ETA's transition away from legacy systems, the new PMS Financial Reporting System is going live for ETA grant recipients submission of the quarterly ETA-9130 financial reports on April 3, 2023. PMS is operated by the U.S. Department of Health and Human Services, which will conduct training for ETA grant recipients on the use of the new reporting system. Additional guidance and information on the access and use of the PMS Financial Reporting System for the submission of future ETA-9130 quarterly financial reports is provided in TEN No. 16-22. The PMS Financial Reporting System training sessions will be recorded and available for future reference.

Appendix IV – Wagner-Peyser Act ES Allotment Activities

Wagner-Peyser Act ES Final Allotments. The appropriated level for PY 2023 for grants for the ES programs totals was \$680,052,000. After reducing the appropriated amount by \$2,520,500 for set asides authorized by the Act, \$677,531,500 is available for ES programs. After determining the funding for Guam and the United States Virgin Islands, ETA calculates allotments to states using the formula set forth at section 6 of the Wagner-Peyser Act (29 U.S.C. 49e). ETA based PY 2023 formula allotments on each state’s share of calendar year 2022 monthly averages of the Civilian Labor Force (CLF) and unemployment. The distribution of Wagner-Peyser Act funds for PY 2023 includes \$675,879,914 for states, as well as \$1,651,586 for Guam and the United States Virgin Islands. Attachment I shows the distribution of PY 2023 ES formula amounts by state compared to PY 2022.

Section 7(a) of the Wagner-Peyser Act (49 U.S.C. § 49f(a)) authorizes states to use 90 percent of the funds allotted to a state for labor exchange services, and other career services such as job search and placement services to job seekers; appropriate recruitment services for employers; program evaluations; developing and providing labor market and occupational information; developing management information systems; and administering the work test for unemployment insurance claimants.

Section 7(b) of the Wagner-Peyser Act (49 U.S.C. § 49f(b)), states that 10 percent of the funds allotted to a state must be reserved for use by the Governor to provide performance incentives for public employment service offices and programs, provide services for groups with special needs, and provide for the extra costs of exemplary models for delivering services of the type described in section 7(a) and models for enhancing professional development and career advancement opportunities of state agency staff.

To provide services such as outreach to Migrant and Seasonal Farmworkers (MSFW), State Monitor Advocate (SMA) responsibilities, and others, State Workforce Agencies (SWA) must use Wagner-Peyser Act ES funding to provide employment services to MSFWs, as described at 20 CFR § 651, 653, 654, and 658. These services include, but are not limited to, outreach to MSFWs, SMA responsibilities, clearance of job orders through the Agricultural Recruitment System (ARS), and operation of the Employment Service and Employment-Related Law Complaint System. Wagner-Peyser funds support the following ES staffing requirements: (1) an adequate number of outreach staff, as described in the approved Agricultural Outreach Plan and ES regulations at § 653.107(a); (2) a full-time SMA, unless the SWA has approval from the Regional Administrator for less than full-time SMA devotion, and ES staff assigned to the SMA to assist the SMA to fulfil the SMA’s responsibilities, as necessary under § 653.108(d); (3) ES staff assigned to conduct preoccupation housing inspections and field checks on ARS clearance orders; and (4) trained Complaint System Representatives for ES offices and the SWA, as described at § 658, Subpart E.

Appendix V – Workforce Information Grants Allotment Activities

Workforce Information Grants (WIGs). Total funds for PY 2023 are \$32,000,000. After reducing the total by \$36,000 for program integrity, \$31,964,000 is available for Workforce Information Grants. Funds are distributed to states by administrative formula with \$176,714 for Guam and the United States Virgin Islands. Guam and the United States Virgin Islands allotment amounts are partially based on CLF data from the BLS Current Population Survey, which was updated this year with data from the 2020 Census. The remaining funds are distributed to the states with 40 percent distributed equally to all states, and 60 percent distributed based on each state's share of the CLF for the 12 months ending September 2022. Attachment J contains the allotment amounts. Activities to be performed with money from WIGS will be described in a TEGL published later this year.

Appendix VI – Submission Requirements and Reporting

1. **Submission Requirements.** To achieve greater efficiency and as part of ETA’s ongoing effort to streamline the mandatory grant award process, all states are required to submit an electronically signed copy of an SF- 424, Application for Federal Assistance, through Grants.gov for **each** WIOA funding stream under Funding Opportunity Numbers. As noted in Section 3.b. Background of this TEGL, ETA will separately provide outlying areas additional guidance regarding application and reporting requirements associated with the option to consolidate funds. Outlying areas that do not choose to consolidate funds must follow the steps identified herein for states.

- **ETA-TEGL-15-22-YOUTH** [CFDA 17.259]
- **ETA-TEGL-15-22-ADULT** [CFDA 17.258]
- **ETA-TEGL-15-22-DW** [CFDA 17.278]

An electronically submitted SF-424 through Grants.gov constitutes an official signed document and must reflect the amount for **each** WIOA funding stream (Youth, Adult, and Dislocated Worker). The closing date for receipt of **each** SF-424 is 30 days from the issue date of this TEGL.

The PY 2023 “base” allotment of WIOA Adult and Dislocated Worker funds will be awarded during the period of availability beginning July 2023. The FY 2024 “advance” allotment will be awarded in the period of availability starting October 2023. *A copy of the executed PY 2023 WIOA Agreement will be available upon award of funds.*

In addition, all states must submit an electronically signed SF-424, Application for Federal Assistance, through Grants.gov for **each** Wagner-Peyser Act Employment Service (ES) program under Funding Opportunity Numbers:

- **ETA-TEGL-15-22-ES** [CFDA 17.207]
- **ETA-TEGL-15-22-WIG** [CFDA 17.207]

States must follow the instructions in this TEGL to receive Workforce Information Grants to States (WIGS) funding, including submission of SF-424s. Note that WIGS have specific grant deliverable requirements not outlined in this document. A forthcoming TEGL will list these grant deliverable requirements.

An electronically submitted SF-424 through Grants.gov constitutes an official signed document and must reflect the amount for **each** ES program and WIGS. The closing date for receipt of **each** ES program SF-424 is 30 days from the issue date of this TEGL. ETA will award the ES program and WIGS funds in July 2023. *A copy of the executed PY 2023 ES Agreement will be available upon award of funds.*

2. **Grants.gov Submission Process.** States must submit the SF-424, Application for Federal Assistance, through Grants.gov. States needing to register with Grants.gov may do so here: <https://www.grants.gov/web/grants/grantors/grantor-registration.html>

Registration is a one-time process, and states that already have a Grants.gov account do not need to register again. To submit the required SF-424s, states must:

- Select the *SEARCH GRANTS* tab on the Grants.gov homepage.
- Under the section, *BASIC SEARCH CRITERIA*, states enter the Funding Opportunity Number referenced above in Section 1 of this appendix for each WIOA funding stream (i.e. “ETA-TEGL”).
- Select the link to the applicable Opportunity Number provided in the search results.
- Select the *PACKAGE* tab.
- Under the *ACTIONS* column, select *APPLY*.

Submitting the SF-424 through Grants.gov constitutes an electronically signed SF-424, Application for Federal Assistance. For each funding stream, the Estimated Funding section of the SF-424 (item #18) must reflect the exact amount of the designated state allotment, referenced in the attachments to this TEGL. Additionally, Item #11 of the SF-424 must include the Catalog of Federal Domestic Assistance Number (CFDA) for the applicable WIOA funding stream, which is referenced above in Section 1. Also, Item #15 of the SF424 must indicate the amount of Indirect Costs claimed by the recipient. Example: “*Indirect Costs for this award are estimated at \$19,000.*” (A dollar amount must be inserted even if it is \$0).

This submission process can be complicated and time-consuming. As such, the Department strongly encourages states to initiate the process as soon as possible, in order to allow time to resolve unanticipated technical problems.

As of April 4, 2022, the DUNS Number was replaced by a new, non-proprietary identifier requested in and assigned by SAM.gov. This new identifier is being called the Unique Entity Identifier (UEI), or the Entity ID. To learn more about SAM’s rollout of the UEI, please visit the U.S. General Service Administration (GSA), Unique Entity Identifier Update webpage.

Before submitting, states must also ensure its registration with the System for Award Management (SAM) is current. (SAM replaced the Central Contractor Registry.) States can find instructions for registering with SAM at <https://sam.gov/content/entity-registration>. An awardee must maintain an active SAM registration with current information at all times during which it has an active Federal award or an application under consideration. To remain registered in the SAM database after the initial registration, states must review and update the registration at least every 12 months from the date of initial registration. Failure to register with SAM and maintain an active account will result in Grants.gov rejecting your submission.

For technical issues encountered during application submission, states may call 800-518-4726 or 606-545-5035 to speak to a Customer Support Representative, or email the email address found in <https://www.grants.gov/web/grants/support.html>. The Contact Center is open 24 hours a day, seven days a week, but closes on federal holidays.

States should e-mail all submission questions to Janice Sheelor, Grants Management Specialist, at Sheelor.Janice@dol.gov. The email must reference the specific Funding

Opportunity Number, and include a contact name, email address, and phone number.

- 3. Separate Grants.** ETA has determined that it is necessary to de-couple programs that were previously awarded under a single grant and execute them as individual awards as part of an ongoing effort to improve data quality and fulfill reporting requirements to USASpending.gov. Prior to PY 2023, the annual allotments for the three separate WIOA programs were distributed under a single grant award using the “AA” program identifier. Similarly, while the Wagner-Peyser ES Program grant and the Workforce Information Grants were distributed under a single grant award using the “ES” program identifier. Starting in PY 2023, ETA will award a separate grant to states and outlying areas for each WIOA and ES program, except for those outlying areas that request a WIOA consolidated grant.

For the WIOA programs, this will result in three separate grant awards as follows:

- WIOA Youth: PY 2023 Youth funding under program identifier “AY.”
- WIOA Adult: PY 2023 Adult and FY 2024 Advance Adult funding under program identifier “AT.”
- WIOA Dislocated Worker: PY 2023 Dislocated Worker and FY 2024 Advance Dislocated Worker funding under program identifier “AW.”

For the Employment Service programs, this will result in two separate grant awards as follows:

- Wagner-Peyser ES Program: PY 2023 ES funding under program identifier “WP.”
- Workforce Information System Grants (WIGs): PY 2023 WIGs funding under program identifier “WG.”

Note that this change does not impact the submission of the ETA 9130 financial reports since grantees are required to currently submit a separate ETA 9130 for each program.

- 4. Reporting.** For the WIOA formula programs, states are required to submit the seven designated WIOA quarterly financial status reports covering funds received for each of the programs (including separate reports for each of the fund year periods for the Adult and Dislocated Worker Activities programs, July 1 funds and October 1 funds). These seven WIOA quarterly financial reports cover financial data for statewide Youth, statewide Adult, statewide Dislocated Worker, statewide Rapid Response (Dislocated Worker activities), local Youth, local Adult, and local Dislocated Worker activities. The Department also requires states to submit the designated financial reports each quarter for the ES program funds and the WIGS funds.

Please refer to published ETA guidance and instructions on the ETA Advisory publication page (<https://wdr.doleta.gov/directives/>).

5. Grant Award Descriptions.

WIOA Adult program

Purpose: The purpose of the WIOA Adult grants is to serve individuals and help employers meet their workforce needs. The WIOA Adult program enables workers to obtain good jobs by providing them with career services like job search assistance and training opportunities.

Activities to be performed: WIOA specifies that most Adult program services will be provided through the American Job Center network, also known as one-stop career centers. Under the WIOA Adult program, eligible individuals can receive career services, which are classified into two categories: basic and individualized services. While some job seekers may only need self-service or other basic career services such as labor exchange services, others may need more comprehensive services, such as individualized services, which include career planning, and developing an individual employment plan outlining needs and goals of the job seeker. Participants will also receive training services linked to job opportunities in their communities. To promote customer choice and involvement in career decisions, participants use an Individual Training Account to select an appropriate training program from an eligible training provider list. WIOA also authorizes the provision of supportive services (e.g. transportation and child care assistance) to enable an individual to participate in the program.

Expected Outcomes: The WIOA Adult program outcomes are to ensure that individuals can access and receive the employment and training services they are eligible for, so that they may become employed or advance in employment. Grantees report performance measures of these outcomes, including the percentage of people employed in the second and fourth quarter after finishing the program, their earnings, and the percentage of people who obtained a credential.

Intended beneficiaries: WIOA Adult funds must give priority to recipients of public assistance, other low-income individuals, and individuals who are basic skills deficient. Other categories include unemployed adults, dislocated workers, veterans, individuals with barriers to employment, and any eligible population.

Subrecipient Activities: The grantees may subaward funds from the WIOA Adult program to provide some of the individualized career services, training, as well as provide supportive services.

WIOA Dislocated Worker program

Purpose: The purpose of the WIOA Dislocated Worker (DW) grants is to serve individuals and help employers meet their workforce needs. When individuals become dislocated workers because of job loss, mass layoffs, global trade dynamics or transitions in economic sectors, the WIOA DW program provides services to assist them in reentering the workforce.

Activities to be performed: WIOA specifies that most DW services will be provided through the American Job Center network, also known as one-stop career centers. Under the DW program, eligible individuals will receive career services, which are classified into two categories: basic and individualized services. While some job seekers may only need

self-service or other basic career services such as labor exchange services, others may need more comprehensive services, such as individualized services, which include career planning, and developing an individual employment plan outlining needs and goals of the job seeker. Participants will also receive training services linked to job opportunities in their communities. To promote customer choice and involvement in career decisions, participants use an Individual Training Account to select an appropriate training program from an eligible training provider list. WIOA also authorizes the provision of supportive services (e.g. transportation and child care assistance) to enable an individual to participate in the program.

Expected Outcomes: The WIOA Dislocated Worker program outcomes are to ensure that individuals can access and receive the employment and training services they are eligible for, so that they may become employed or advance in employment. Grantees report performance measures of these outcomes, including the percentage of people employed in the second and fourth quarter after finishing.

Intended beneficiaries: Individuals who lose their jobs because of layoffs, global trade dynamics, or other economic transitions, such individuals who have received a notice of termination or layoff from employment, including a separation notice from active military services. Specific eligibility criteria are provided in WIOA sec 3(15).

Subrecipient Activities: The grantees may subaward funds from the DW program to provide individualized career services, training, as well as provide supportive services.

WIOA Youth program

Purpose: The purpose of the WIOA Youth grants is to provide resources for local workforce development areas to deliver comprehensive youth services that focus on assisting out-of-school youth and in-school youth, with one or more barriers to employment, prepare for employment and postsecondary education opportunities; attain educational and/or skills training credentials; and secure employment with career/promotional opportunities.

Activities to be performed: WIOA specifies that states provide resources for local workforce development areas to administer youth services. Local workforce development areas deliver comprehensive youth services to out-of-school youth and in-school youth. Services include: tutoring; alternative secondary school services; paid and unpaid work experiences, which include: summer and year round employment opportunities, pre-apprenticeship programs, internships and job shadowing, and on-the-job training; occupational skill training; education offered concurrently with workforce preparation and training; leadership development opportunities; supportive services; mentoring; follow-up services; comprehensive guidance and counseling; financial literacy education; entrepreneurial skills training; services that provide labor market and employment information; and postsecondary education and training preparation activities.

Expected Outcomes: The WIOA Youth program outcomes are to provide activities that lead to the attainment of a secondary school diploma or recognized post-secondary credential and/or employment.

Intended beneficiaries: Youth, between the ages of 14 and 24, with one or more of the following characteristics: low-income; basic skills deficient; English language learner; justice system involvement; homeless; runaway; in foster care; pregnant or parenting; individual with

a disability; or who requires additional assistance to complete an educational program.

Subrecipient Activities: Local workforce development agencies deliver comprehensive services to out-of-school and in-school youth to prepare them for postsecondary education and employment. Some of the types of service activities may include but are not limited to: tutoring; paid and unpaid work experiences, occupational skill training, follow-up services; and comprehensive guidance and counseling, and supportive services.

Wagner-Peyser Act Employment Service (ES)

Purpose: The purpose of the ES program is to bring together individuals looking for employment and employers looking for job seekers. The program does this by providing a variety of services, which are available to all individuals. The program provides job seekers with career services, including labor exchange services, job search assistance, workforce information, referrals to employment, and other assistance. Employers can use the ES to post job orders and obtain qualified applicants.

Activities to be performed: The ES is a universal access program that provides services to all individuals who need services. Allowable services include assessments of career interests, career guidance when appropriate, job search workshops, and referral to jobs or training as appropriate. Services offered to employers include referral of job seekers to job openings; matching job requirements with applicants' experience, skills and other attributes; helping with special recruitment needs; assisting employers with hard-to-fill job orders; assisting with job restructuring; and helping employers assist laid-off workers. Training services are not provided and not allowable under ES program.

Expected Outcomes: The ES program outcomes are to ensure that individuals are able to access and receive the services they need to overcome barriers to employment and reenter the workforce system as quickly as possible.

Intended beneficiaries: This is a universal access program that is available to all individuals who are US citizens.

Subrecipient Activities: The grantees may subaward funds to conduct LMI research as well as the provision of specific services such as assessments of career interests, career guidance, job search workshops, referral to jobs or training as appropriate, and others.

Workforce Information Grants to States (WIGS) program

Purpose: The purpose of this grant is to develop and disseminate essential state and local labor market information (LMI) for a range of customer groups: 1) job seekers; 2) businesses/employers; 3) workforce and labor market intermediaries such as employment, school, and career counselors, and case managers at American Job Centers, who help individuals find a job or make career decisions, or engage businesses seeking skilled workers; 4) program and service planners at educational institutions and community-based organizations; 5) policy makers, including state and local workforce development boards (WDBs); 6) partners, such as economic development entities and human resource professionals; and 7) other customers, including recipients of workforce development grants, researchers, commercial data providers, and the media.

Activities to be performed: Grantees must populate and maintain a database (the Workforce Information Database or WID), produce two types of public products (employment projections and a statewide economic analysis report), and ensure LMI staff are adequately

trained. ETA also encourages grantees to produce other reports and data in addition to those required. Grantees have wide discretion in both the topics and presentation format. These reports should include accurate data, actionable information, and resources that enable data users to make informed decisions about the reemployment, work-based learning, training, and career pathways strategies that lead to rapid reemployment and worker advancement along a continuum of high-demand and higher wage jobs.

Expected Outcomes: By performing these duties users of LMI will have sufficient information to make informed decisions regarding employment, careers, education, and training.

Intended Beneficiaries: Job seekers, employers, staff in American Job Centers, state and local WDBs, national/state/local policy makers, students, academic researchers, labor market analysts, and other users of LMI.

Subrecipient Activities: A state may use WIGS funding to work with a subrecipient to conduct a study or research an LMI topic when a state LMI office does not have sufficient staffing or knowledge to conduct the work themselves.

The Workforce Innovation and Opportunity Act (Public Law 113-128)*

PROGRAM YEAR 2023 FUNDING

*PY 2023 WIOA funding is made available through the Consolidated Appropriations Act, 2023 (Public Law 117-328) dated December 29, 2022.** Pursuant to the Act, ETA reserved \$10,408,000 of the funding appropriated for Training and Employment Services (TES) from the Youth, Adult and Dislocated Worker programs for evaluations and program integrity activities before allotments to states were calculated.*

BASE (PY 2023)	ADVANCE (FY 2024)
Appropriated and made available on April 1 and July 1 through the Act, dated December 29, 2022.	Funded in the Act, enacted December 29, 2022 but not made available until October 1, 2023. The FY 2024 appropriation can enact rescissions or temporary reductions on these funds.
PY 2023 Allotments = Base (PY 2023) + Advance (FY 2024)	

April 1, 2023 Release 100% of Program Year 2023 Youth funds	
PY 2023 Youth Allotments	

July 1, 2023 Release approximately 20% of Program Year 2023 Adult funds	
	October 1, 2023 Release approximately 80% of Program Year 2023 Adult funds or when the FY 2024 appropriation passes.
PY 2023 Adult Allotments	

July 1, 2023 Release approximately 22% of Program Year 2023 Dislocated Worker funds	
	October 1, 2023 Release approximately 78% of Program Year 2023 Dislocated Worker funds or when the FY 2024 appropriation passes.
PY 2023 Dislocated Worker Allotments	

FY 2024 Advance funds are available for obligations and expenditures on or after October 1, 2023. Delays in issuing the FY 2024 Advance funds may occur if there is a no approved DOL (budget) appropriation.

* **Authorizing legislation** such as WIOA Public Law 113-128 establishes policies and funding limits for programs and agencies.
 ** **Appropriations legislation** gives Departments authority to obligate and expend federal funds related to the program authorizations. Appropriations can further restrict the purpose, time, and amount of the program authorizations and through the Anti-Deficiency Act, Departments are prohibited from overobligating or overspending an appropriation. Appropriations legislation would include the Consolidated Appropriations Act, 2023 (Public Law 117-328) enacted December 29, 2022.

U. S. Department of Labor
Employment and Training Administration

Workforce Innovation and Opportunity Act (WIOA) and Wagner-Peyser Act Statutory Formulas for State Allotments

State Allotment Formula Descriptions – FOR INFORMATION ONLY

WIOA Youth Activities

Formula:

1/3: State relative share of total unemployed in areas of substantial unemployment (ASU) (average 12 months ending 6/30)

1/3: State relative share of excess unemployed (average 12 months ending 6/30)

1/3: State relative share of disadvantaged youth (American Community Survey 2016-2020)

Minimums:

- (a) If total amount available for States is \$1 billion or less:
State allotment cannot be less than
 - (1) 90 percent of State relative share of prior year funding
 - (2) 0.25 percent of total available funds for States
- (b) If total amount available for States exceeds \$1 billion:
State allotment cannot be less than
 - (1) 90 percent of State relative share of prior year funding
 - (2) 2014 allotment amount (Not applicable for Adult minimum)
 - (3) 0.3 percent of first \$1 billion plus 0.4 percent of amount over \$1 billion

Maximum:

130% of State relative share of prior year funding

WIOA Adult Activities

Same as Youth Activities, except

- (a) Formula uses disadvantaged ADULTS instead of YOUTH
- (b) Threshold for selecting minimum provisions is \$960 million instead of \$1 billion

WIOA Dislocated Workers

Formula:

1/3: State relative share of total unemployed (average 12 months ending 09/30)

1/3: State relative share of excess unemployed (average 12 months ending 09/30)

1/3: State relative share of long-term unemployed (average 12 months ending 09/30)

Minimum: 90 percent of State relative share of prior year funding

Maximum: 130 percent of State relative share of prior year funding

Employment Service (Wagner-Peyser Act)

Formula for 97% of funds:

2/3: State relative share of civilian labor force (average 12 months ending 9/30 (preliminary) or 12/31 (final))

1/3: State relative share of total unemployment (average 12 months ending 9/30 (preliminary) or 12/31 (final))

Minimums:

- (a) 90 percent of State relative share of prior year funding
- (b) 0.28 percent of total available funds for States

Maximum: None

Distribution of 3% of funds:

- (1) States with civilian labor force below 1 million and under the national median civilian labor force density receive an amount which, when added to their share of the 97 percent portion, will result in an amount equal to 100 percent of their relative share of the prior year funding.
- (2) Remaining States losing in relative share receive a share of the remaining funds prorated based on the amount needed to achieve 100 percent of their relative share of prior year funding.

Formula Data Factor Definitions

WIOA Youth and Adults Programs

ASU: contiguous areas with unemployment rate of 6.5 percent or more

Excess unemployed: higher of:

- (1) excess unemployed (unemployment in excess of 4.5 percent) in ASU's; or
- (2) excess unemployed (unemployment in excess of 4.5 percent) in all areas

Disadvantaged adults: individuals, age 22-72, meeting (or member of family meeting):

Census poverty level or
70 percent of lower living standard income level (LLSIL).

Disadvantaged youth: individuals, age 16-21, meeting (or member of family meeting):

Census poverty level or
70 percent of lower living standard income level (LLSIL).

WIOA Dislocated Workers Program

Excess unemployed: unemployment in excess of 4.5 percent

Long-term unemployed: number unemployed 15 or more weeks

Employment Service (Wagner-Peyser) - Self-explanatory

U. S. Department of Labor
Employment and Training Administration

FOR USE IN SUB-STATE ALLOCATION FORMULAS

Workforce Innovation and Opportunity Act (WIOA) Statutory and Discretionary Formulas for Sub State Allocations

Sub-State Allocations Statutory Formula Descriptions

WIOA Youth Activities

Formula:

- 1/3: Local area relative share of total unemployed in areas of substantial unemployment (ASU) (average 12 months ending 6/30)
 1/3: Local area relative share of excess unemployed (average 12 months ending 6/30)
 1/3: Local area relative share of disadvantaged youth (American Community Survey 2016-2020)

Minimums:

A local area may not receive an allocation percentage that is less than 90 percent of the average allocation percentage of the past 2 years.

Maximum: Not allowed

WIOA Adult Activities

Same as Youth Activities, except
 Formula uses disadvantaged ADULTS instead of YOUTH

WIOA Dislocated Workers

Formula:

Funds to local areas must be allocated based on a formula created by the Governor using the following 6 data factors:

- Insured unemployment data
- Unemployment concentrations
- Plant closing and mass layoff data
- Declining industries data
- Farmer-rancher economic hardship data
- Long-term unemployment data

The formula will use the most appropriate data available

Weighting a factor zero is not permitted unless a rationale is presented in an approved State Plan.

Minimum:

A local area may not receive an allocation percentage that is less than 90 percent of the average allocation percentage of the past 2 years.

Maximum: Not required, but allowed

Sub-State Allocations Discretionary Formula Descriptions for Youth and Adult Activities

WIOA Youth Activities

Formula:

- No less than 70 percent of the funds will be distributed as stated in the statutory formula;
 1/3: Local area relative share of total unemployed in areas of substantial unemployment (ASU) (average 12 months ending 6/30)
 1/3: Local area relative share of excess unemployed (average 12 months ending 6/30)
 1/3: Local area relative share of disadvantaged youth (American Community Survey 2016-2020)

No more than 30 percent of the remaining funds will be distributed using additional data related to **both**:

- (1) Excess youth poverty in urban, rural, and suburban local areas; **and**
- (2) Excess unemployment above the State average in urban, rural, and suburban local areas

Minimums:

Statutory formula minimum must be applied to 70 percent or greater funds, or to the entire allocation.

Maximum: Not allowed

WIOA Adult Activities

Same as Youth Activities, except Formula uses disadvantaged ADULTS instead of YOUTH **and** EXCESS POVERTY instead of excess YOUTH poverty

Formula Data Factor Definitions

WIOA Youth and Adults Programs

ASU: contiguous areas with unemployment rate of 6.5 percent or more

Excess unemployed: higher of:

- (1) excess unemployed (unemployment in excess of 4.5 percent) in ASU's; or
- (2) excess unemployed (unemployment in excess of 4.5 percent) in all areas

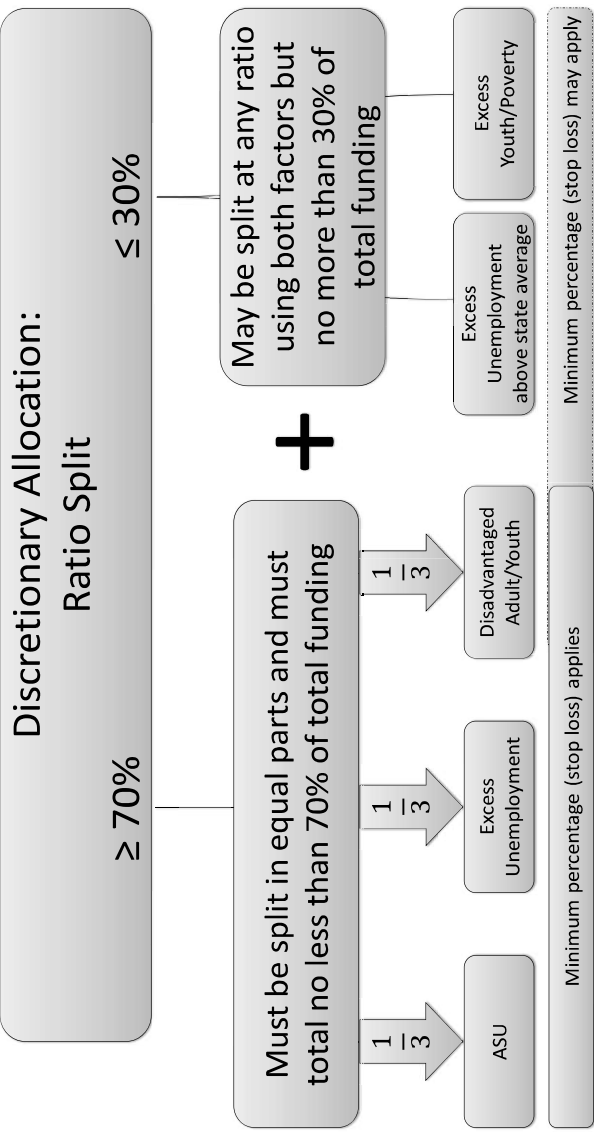
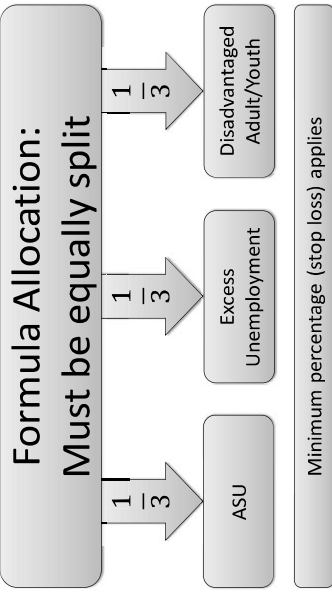

Disadvantaged adults: individuals, age 22-72, meeting (or member of family meeting):

Census poverty level or 70 percent of lower living standard income level (LLSIL).

Disadvantaged youth: individuals, age 16-21, meeting (or member of family meeting):

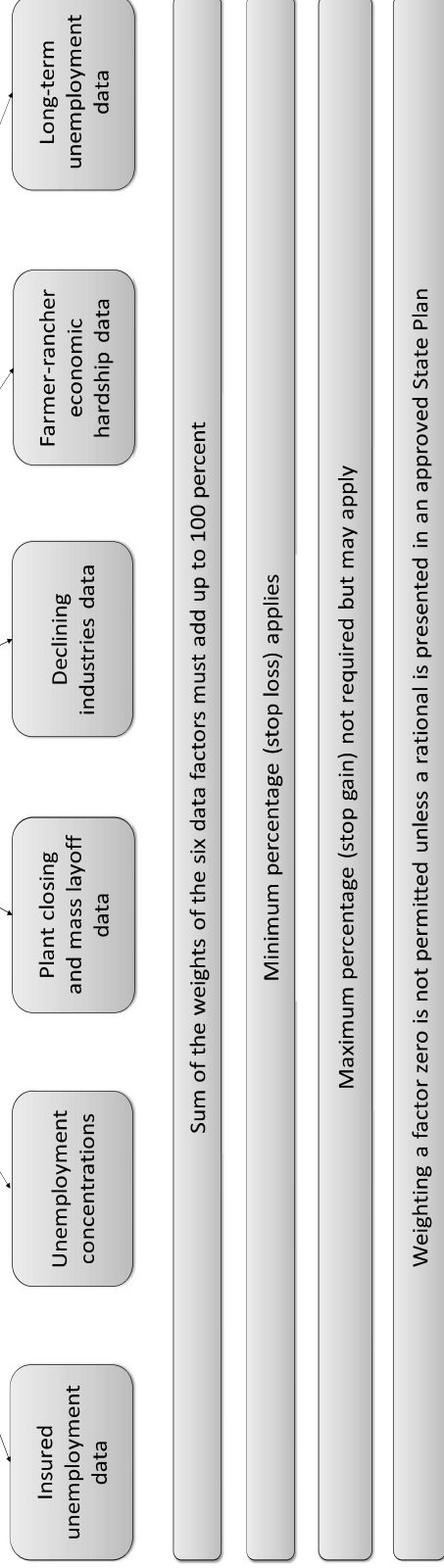
Census poverty level or 70 percent of lower living standard income level (LLSIL).

WIOA Youth and Adult Sub-State Allocations:
*Must be allocated to local areas per
Formula or Discretionary rules*



WIOA Dislocated Worker Sub-State Allocations:
*Must be allocated to local areas per
Formula created by the Governor*

States must use the following
six data factors using the most
appropriate data available



U.S. Department of Labor
Employment and Training Administration
WIOA Youth Activities State Allotments
Comparison of PY 2023 Allotments vs PY 2022 Allotments

State	PY 2022	PY 2023	Difference	% Difference
Total	\$928,841,800	\$943,575,800	\$14,734,000	1.59%
Alabama	11,388,121	10,411,891	(976,230)	-8.57%
Alaska	4,183,488	3,824,865	(358,623)	-8.57%
Arizona	27,807,148	25,423,422	(2,383,726)	-8.57%
Arkansas	5,881,616	5,543,794	(337,822)	-5.74%
California	141,613,074	142,969,572	1,356,498	0.96%
Colorado	13,703,113	12,528,434	(1,174,679)	-8.57%
Connecticut	10,925,731	12,065,981	1,140,250	10.44%
Delaware	2,350,947	2,959,957	609,010	25.90%
District of Columbia	4,221,055	3,859,211	(361,844)	-8.57%
Florida	42,902,700	39,224,930	(3,677,770)	-8.57%
Georgia	17,404,272	15,912,317	(1,491,955)	-8.57%
Hawaii	3,855,827	3,760,088	(95,739)	-2.48%
Idaho	2,580,180	2,358,998	(221,182)	-8.57%
Illinois	39,986,105	43,578,256	3,592,151	8.98%
Indiana	15,415,332	14,093,876	(1,321,456)	-8.57%
Iowa	5,512,351	5,652,031	139,680	2.53%
Kansas	4,977,764	4,551,053	(426,711)	-8.57%
Kentucky	12,022,727	12,961,971	939,244	7.81%
Louisiana	15,380,021	14,121,001	(1,259,020)	-8.19%
Maine	2,578,709	2,821,164	242,455	9.40%
Maryland	13,647,037	18,022,572	4,375,535	32.06%
Massachusetts	19,376,968	21,018,238	1,641,270	8.47%
Michigan	33,787,421	34,408,717	621,296	1.84%
Minnesota	10,497,536	9,597,650	(899,886)	-8.57%
Mississippi	10,463,206	9,566,263	(896,943)	-8.57%
Missouri	10,182,689	11,203,397	1,020,708	10.02%
Montana	2,281,555	2,317,747	36,192	1.59%
Nebraska	2,924,329	2,673,645	(250,684)	-8.57%
Nevada	11,823,134	10,809,613	(1,013,521)	-8.57%
New Hampshire	2,669,419	2,440,587	(228,832)	-8.57%
New Jersey	26,917,413	26,580,977	(336,436)	-1.25%
New Mexico	7,789,461	8,661,716	872,255	11.20%
New York	68,508,072	71,279,759	2,771,687	4.05%
North Carolina	22,179,701	24,201,171	2,021,470	9.11%
North Dakota	2,281,555	2,317,747	36,192	1.59%
Ohio	37,495,574	34,281,322	(3,214,252)	-8.57%
Oklahoma	7,521,576	6,876,800	(644,776)	-8.57%
Oregon	10,396,634	9,505,398	(891,236)	-8.57%
Pennsylvania	38,433,440	42,912,756	4,479,316	11.65%
Puerto Rico	23,575,954	21,554,940	(2,021,014)	-8.57%
Rhode Island	3,633,400	3,321,932	(311,468)	-8.57%
South Carolina	8,818,543	9,325,293	506,750	5.75%
South Dakota	2,281,555	2,317,747	36,192	1.59%
Tennessee	14,787,821	14,138,571	(649,250)	-4.39%
Texas	73,435,799	91,789,734	18,353,935	24.99%
Utah	3,842,315	3,512,938	(329,377)	-8.57%
Vermont	2,281,555	2,317,747	36,192	1.59%
Virginia	15,915,259	14,550,947	(1,364,312)	-8.57%
Washington	20,928,382	19,134,328	(1,794,054)	-8.57%
West Virginia	6,015,297	5,499,645	(515,652)	-8.57%
Wisconsin	10,957,464	10,018,152	(939,312)	-8.57%
Wyoming	2,281,555	2,317,747	36,192	1.59%
State Total	912,621,900	927,098,608	14,476,708	1.59%
American Samoa	244,726	322,923	78,197	31.95%
Guam	830,674	886,216	55,542	6.69%
Northern Marianas	453,848	414,942	(38,906)	-8.57%
Palau	75,000	75,000	0	0.00%
Virgin Islands	683,025	624,474	(58,551)	-8.57%
Outlying Areas Total	2,287,273	2,323,555	36,282	1.59%
Native Americans	13,932,627	14,153,637	221,010	1.59%

U.S. Department of Labor
Employment and Training Administration
WIOA Adult Activities State Allotments
Comparison of PY 2023 Allotments vs PY 2022 Allotments

State	PY 2022	PY 2023	Difference	% Difference
Total	\$867,625,000	\$882,925,000	\$15,300,000	1.76%
Alabama	11,031,823	10,103,726	(928,097)	-8.41%
Alaska	3,923,005	3,592,966	(330,039)	-8.41%
Arizona	26,301,024	24,088,343	(2,212,681)	-8.41%
Arkansas	5,680,370	5,361,433	(318,937)	-5.61%
California	136,107,910	137,974,143	1,866,233	1.37%
Colorado	12,435,718	11,389,512	(1,046,206)	-8.41%
Connecticut	9,952,310	10,953,250	1,000,940	10.06%
Delaware	2,254,630	2,853,613	598,983	26.57%
District of Columbia	3,820,554	3,499,134	(321,420)	-8.41%
Florida	43,812,497	40,126,592	(3,685,905)	-8.41%
Georgia	16,678,811	15,275,638	(1,403,173)	-8.41%
Hawaii	3,656,552	3,803,223	146,671	4.01%
Idaho	2,309,760	2,201,794	(107,966)	-4.67%
Illinois	37,628,657	41,284,587	3,655,930	9.72%
Indiana	14,145,314	12,955,282	(1,190,032)	-8.41%
Iowa	4,015,782	4,080,702	64,920	1.62%
Kansas	4,215,743	3,861,076	(354,667)	-8.41%
Kentucky	11,923,641	12,635,450	711,809	5.97%
Louisiana	14,842,227	13,875,218	(967,009)	-6.52%
Maine	2,452,358	2,591,045	138,687	5.66%
Maryland	13,150,215	17,396,744	4,246,529	32.29%
Massachusetts	16,456,845	18,040,385	1,583,540	9.62%
Michigan	31,085,117	31,989,992	904,875	2.91%
Minnesota	8,866,650	8,120,707	(745,943)	-8.41%
Mississippi	10,013,878	9,171,420	(842,458)	-8.41%
Missouri	9,425,238	10,386,320	961,082	10.20%
Montana	2,163,640	2,201,794	38,154	1.76%
Nebraska	2,237,848	2,201,794	(36,054)	-1.61%
Nevada	11,527,452	10,557,658	(969,794)	-8.41%
New Hampshire	2,531,459	2,318,490	(212,969)	-8.41%
New Jersey	26,373,115	25,950,239	(422,876)	-1.60%
New Mexico	7,526,365	8,347,447	821,082	10.91%
New York	66,720,730	69,333,637	2,612,907	3.92%
North Carolina	21,080,103	22,972,996	1,892,893	8.98%
North Dakota	2,163,640	2,201,794	38,154	1.76%
Ohio	34,884,358	31,949,569	(2,934,789)	-8.41%
Oklahoma	7,114,498	6,515,962	(598,536)	-8.41%
Oregon	10,110,571	9,259,978	(850,593)	-8.41%
Pennsylvania	35,455,175	39,877,363	4,422,188	12.47%
Puerto Rico	24,441,918	22,385,642	(2,056,276)	-8.41%
Rhode Island	3,135,173	2,871,414	(263,759)	-8.41%
South Carolina	8,493,087	9,001,080	507,993	5.98%
South Dakota	2,163,640	2,201,794	38,154	1.76%
Tennessee	14,440,407	13,853,614	(586,793)	-4.06%
Texas	69,525,372	86,292,577	16,767,205	24.12%
Utah	2,988,412	2,737,000	(251,412)	-8.41%
Vermont	2,163,640	2,201,794	38,154	1.76%
Virginia	14,854,061	13,604,402	(1,249,659)	-8.41%
Washington	19,695,933	18,038,932	(1,657,001)	-8.41%
West Virginia	5,876,607	5,382,213	(494,394)	-8.41%
Wisconsin	9,438,464	8,644,415	(794,049)	-8.41%
Wyoming	2,163,640	2,201,794	38,154	1.76%
State Total	865,455,937	880,717,687	15,261,750	1.76%
American Samoa	231,650	306,253	74,603	32.21%
Guam	786,288	840,469	54,181	6.89%
Northern Marianas	429,597	393,455	(36,142)	-8.41%
Palau	75,000	75,000	0	0.00%
Virgin Islands	646,528	592,136	(54,392)	-8.41%
Outlying Areas Total	2,169,063	2,207,313	38,250	1.76%

U.S. Department of Labor
Employment and Training Administration
WIOA Adult Activities
PY 2023 State Allotments

State	Total	7/1/2023	10/1/2023
Total	\$882,925,000	\$173,649,000	\$709,276,000
Alabama	10,103,726	1,987,147	8,116,579
Alaska	3,592,966	706,645	2,886,321
Arizona	24,088,343	4,737,567	19,350,776
Arkansas	5,361,433	1,054,458	4,306,975
California	137,974,143	27,136,022	110,838,121
Colorado	11,389,512	2,240,029	9,149,483
Connecticut	10,953,250	2,154,227	8,799,023
Delaware	2,853,613	561,233	2,292,380
District of Columbia	3,499,134	688,191	2,810,943
Florida	40,126,592	7,891,885	32,234,707
Georgia	15,275,638	3,004,331	12,271,307
Hawaii	3,803,223	747,998	3,055,225
Idaho	2,201,794	433,037	1,768,757
Illinois	41,284,587	8,119,634	33,164,953
Indiana	12,955,282	2,547,976	10,407,306
Iowa	4,080,702	802,571	3,278,131
Kansas	3,861,076	759,376	3,101,700
Kentucky	12,635,450	2,485,073	10,150,377
Louisiana	13,875,218	2,728,904	11,146,314
Maine	2,591,045	509,593	2,081,452
Maryland	17,396,744	3,421,499	13,975,245
Massachusetts	18,040,385	3,548,087	14,492,298
Michigan	31,989,992	6,291,622	25,698,370
Minnesota	8,120,707	1,597,138	6,523,569
Mississippi	9,171,420	1,803,786	7,367,634
Missouri	10,386,320	2,042,726	8,343,594
Montana	2,201,794	433,037	1,768,757
Nebraska	2,201,794	433,037	1,768,757
Nevada	10,557,658	2,076,424	8,481,234
New Hampshire	2,318,490	455,988	1,862,502
New Jersey	25,950,239	5,103,755	20,846,484
New Mexico	8,347,447	1,641,732	6,705,715
New York	69,333,637	13,636,172	55,697,465
North Carolina	22,972,996	4,518,207	18,454,789
North Dakota	2,201,794	433,037	1,768,757
Ohio	31,949,569	6,283,672	25,665,897
Oklahoma	6,515,962	1,281,525	5,234,437
Oregon	9,259,978	1,821,203	7,438,775
Pennsylvania	39,877,363	7,842,868	32,034,495
Puerto Rico	22,385,642	4,402,689	17,982,953
Rhode Island	2,871,414	564,734	2,306,680
South Carolina	9,001,080	1,770,285	7,230,795
South Dakota	2,201,794	433,037	1,768,757
Tennessee	13,853,614	2,724,655	11,128,959
Texas	86,292,577	16,971,566	69,321,011
Utah	2,737,000	538,299	2,198,701
Vermont	2,201,794	433,037	1,768,757
Virginia	13,604,402	2,675,642	10,928,760
Washington	18,038,932	3,547,801	14,491,131
West Virginia	5,382,213	1,058,545	4,323,668
Wisconsin	8,644,415	1,700,138	6,944,277
Wyoming	2,201,794	433,037	1,768,757
State Total	880,717,687	173,214,877	707,502,810
American Samoa	306,253	60,232	246,021
Guam	840,469	165,299	675,170
Northern Marianas	393,455	77,383	316,072
Palau	75,000	14,751	60,249
Virgin Islands	592,136	116,458	475,678
Outlying Areas Total	2,207,313	434,123	1,773,190

U.S. Department of Labor
Employment and Training Administration
WIOA Dislocated Worker Activities State Allotments
Comparison of PY 2023 Allotments vs PY 2022 Allotments

State	PY 2022	PY 2023	Difference	% Difference
Total	\$1,371,910,000	\$1,417,357,000	\$45,447,000	3.31%
Alabama	14,354,136	13,164,128	(1,190,008)	-8.29%
Alaska	6,952,482	6,376,097	(576,385)	-8.29%
Arizona	32,882,281	30,156,226	(2,726,055)	-8.29%
Arkansas	5,004,071	4,589,216	(414,855)	-8.29%
California	172,716,686	158,397,875	(14,318,811)	-8.29%
Colorado	15,998,009	14,671,719	(1,326,290)	-8.29%
Connecticut	13,434,048	12,320,319	(1,113,729)	-8.29%
Delaware	2,792,814	2,561,280	(231,534)	-8.29%
District of Columbia	9,172,120	12,150,262	2,978,142	32.47%
Florida	46,716,550	42,843,586	(3,872,964)	-8.29%
Georgia	30,438,974	27,915,478	(2,523,496)	-8.29%
Hawaii	2,787,961	2,556,829	(231,132)	-8.29%
Idaho	1,847,221	2,007,847	160,626	8.70%
Illinois	46,778,485	61,967,225	15,188,740	32.47%
Indiana	13,628,787	12,498,913	(1,129,874)	-8.29%
Iowa	4,497,235	4,124,399	(372,836)	-8.29%
Kansas	4,139,435	3,796,262	(343,173)	-8.29%
Kentucky	13,250,923	12,152,376	(1,098,547)	-8.29%
Louisiana	16,817,514	15,423,284	(1,394,230)	-8.29%
Maine	2,242,181	2,056,296	(185,885)	-8.29%
Maryland	17,212,091	15,785,149	(1,426,942)	-8.29%
Massachusetts	22,669,765	20,790,363	(1,879,402)	-8.29%
Michigan	31,292,714	28,698,440	(2,594,274)	-8.29%
Minnesota	9,426,224	8,644,757	(781,467)	-8.29%
Mississippi	13,933,482	12,778,348	(1,155,134)	-8.29%
Missouri	10,956,060	10,047,765	(908,295)	-8.29%
Montana	1,596,891	1,464,503	(132,388)	-8.29%
Nebraska	2,006,552	1,840,202	(166,350)	-8.29%
Nevada	14,994,671	19,863,366	4,868,695	32.47%
New Hampshire	2,118,850	1,943,190	(175,660)	-8.29%
New Jersey	36,473,636	33,449,845	(3,023,791)	-8.29%
New Mexico	14,928,088	19,466,660	4,538,572	30.40%
New York	82,585,211	108,043,045	25,457,834	30.83%
North Carolina	23,457,549	21,512,837	(1,944,712)	-8.29%
North Dakota	813,070	745,664	(67,406)	-8.29%
Ohio	30,695,154	28,150,420	(2,544,734)	-8.29%
Oklahoma	6,139,713	5,630,710	(509,003)	-8.29%
Oregon	10,443,575	9,577,767	(865,808)	-8.29%
Pennsylvania	42,934,413	55,648,335	12,713,922	29.61%
Puerto Rico	62,908,530	83,334,615	20,426,085	32.47%
Rhode Island	3,552,454	3,257,943	(294,511)	-8.29%
South Carolina	11,779,701	10,803,123	(976,578)	-8.29%
South Dakota	1,322,041	1,212,439	(109,602)	-8.29%
Tennessee	14,429,101	13,232,879	(1,196,222)	-8.29%
Texas	83,358,322	76,447,629	(6,910,693)	-8.29%
Utah	3,518,216	3,226,544	(291,672)	-8.29%
Vermont	1,005,465	922,108	(83,357)	-8.29%
Virginia	14,152,452	12,979,165	(1,173,287)	-8.29%
Washington	22,254,509	20,409,533	(1,844,976)	-8.29%
West Virginia	10,610,160	9,730,541	(879,619)	-8.29%
Wisconsin	10,874,839	9,973,277	(901,562)	-8.29%
Wyoming	1,005,588	922,221	(83,367)	-8.29%
State Total	1,071,901,000	1,092,263,000	20,362,000	1.90%
American Samoa	366,291	491,627	125,336	34.22%
Guam	1,243,297	1,349,203	105,906	8.52%
Northern Marianas	679,289	631,612	(47,677)	-7.02%
Palau	118,592	120,397	1,805	1.52%
Virgin Islands	1,022,306	950,554	(71,752)	-7.02%
Outlying Areas Total	3,429,775	3,543,393	113,618	3.31%
National Reserve	296,579,225	321,550,607	24,971,382	8.42%

U. S. Department of Labor
Employment and Training Administration
WIOA Dislocated Worker Activities
PY 2023 State Allotments

State	Total	7/1/2023	10/1/2023
Total	\$1,417,357,000	\$361,412,000	\$1,055,945,000
Alabama	13,164,128	2,838,922	10,325,206
Alaska	6,376,097	1,375,043	5,001,054
Arizona	30,156,226	6,503,369	23,652,857
Arkansas	4,589,216	989,692	3,599,524
California	158,397,875	34,159,443	124,238,432
Colorado	14,671,719	3,164,043	11,507,676
Connecticut	12,320,319	2,656,950	9,663,369
Delaware	2,561,280	552,355	2,008,925
District of Columbia	12,150,262	2,620,276	9,529,986
Florida	42,843,586	9,239,474	33,604,112
Georgia	27,915,478	6,020,139	21,895,339
Hawaii	2,556,829	551,395	2,005,434
Idaho	2,007,847	433,004	1,574,843
Illinois	61,967,225	13,363,600	48,603,625
Indiana	12,498,913	2,695,465	9,803,448
Iowa	4,124,399	889,451	3,234,948
Kansas	3,796,262	818,686	2,977,576
Kentucky	12,152,376	2,620,732	9,531,644
Louisiana	15,423,284	3,326,123	12,097,161
Maine	2,056,296	443,452	1,612,844
Maryland	15,785,149	3,404,161	12,380,988
Massachusetts	20,790,363	4,483,565	16,306,798
Michigan	28,698,440	6,188,989	22,509,451
Minnesota	8,644,757	1,864,293	6,780,464
Mississippi	12,778,348	2,755,727	10,022,621
Missouri	10,047,765	2,166,860	7,880,905
Montana	1,464,503	315,829	1,148,674
Nebraska	1,840,202	396,850	1,443,352
Nevada	19,863,366	4,283,653	15,579,713
New Hampshire	1,943,190	419,060	1,524,130
New Jersey	33,449,845	7,213,658	26,236,187
New Mexico	19,466,660	4,198,101	15,268,559
New York	108,043,045	23,300,124	84,742,921
North Carolina	21,512,837	4,639,371	16,873,466
North Dakota	745,664	160,807	584,857
Ohio	28,150,420	6,070,805	22,079,615
Oklahoma	5,630,710	1,214,296	4,416,414
Oregon	9,577,767	2,065,502	7,512,265
Pennsylvania	55,648,335	12,000,894	43,647,441
Puerto Rico	83,334,615	17,971,605	65,363,010
Rhode Island	3,257,943	702,595	2,555,348
South Carolina	10,803,123	2,329,758	8,473,365
South Dakota	1,212,439	261,470	950,969
Tennessee	13,232,879	2,853,749	10,379,130
Texas	76,447,629	16,486,385	59,961,244
Utah	3,226,544	695,823	2,530,721
Vermont	922,108	198,858	723,250
Virginia	12,979,165	2,799,034	10,180,131
Washington	20,409,533	4,401,437	16,008,096
West Virginia	9,730,541	2,098,449	7,632,092
Wisconsin	9,973,277	2,150,796	7,822,481
Wyoming	922,221	198,882	723,339
State Total	1,092,263,000	235,553,000	856,710,000
American Samoa	491,627	190,332	301,295
Guam	1,349,203	522,339	826,864
Northern Marianas	631,612	244,526	387,086
Palau	120,397	46,611	73,786
Virgin Islands	950,554	368,004	582,550
Outlying Areas Total	3,543,393	1,371,812	2,171,581
National Reserve Total	321,550,607	124,487,188	197,063,419

U. S. Department of Labor
Employment and Training Administration
Employment Service (Wagner-Peyser)
PY 2023 vs PY 2022 Allotments

State	PY 2022	PY 2023	Difference	% Difference
Total	\$672,277,000	\$677,531,500	\$5,254,500	0.78%
Alabama	8,132,935	8,157,290	24,355	0.30%
Alaska	7,307,972	7,365,091	57,119	0.78%
Arizona	14,420,924	14,367,195	(53,729)	-0.37%
Arkansas	4,980,892	5,068,542	87,650	1.76%
California	82,214,927	81,499,358	(715,569)	-0.87%
Colorado	12,535,126	12,513,087	(22,039)	-0.18%
Connecticut	7,441,172	7,546,077	104,905	1.41%
Delaware	1,900,099	2,041,275	141,176	7.43%
District of Columbia	1,918,142	1,924,337	6,195	0.32%
Florida	38,879,016	38,791,016	(88,000)	-0.23%
Georgia	18,713,831	18,884,035	170,204	0.91%
Hawaii	2,851,951	2,811,112	(40,839)	-1.43%
Idaho	6,088,841	6,136,431	47,590	0.78%
Illinois	26,228,600	26,805,431	576,831	2.20%
Indiana	12,199,107	12,198,042	(1,065)	-0.01%
Iowa	5,922,601	6,083,922	161,321	2.72%
Kansas	5,369,400	5,370,575	1,175	0.02%
Kentucky	7,699,960	8,028,686	328,726	4.27%
Louisiana	8,565,336	8,511,466	(53,870)	-0.63%
Maine	3,620,977	3,649,278	28,301	0.78%
Maryland	12,301,343	12,638,485	337,142	2.74%
Massachusetts	14,909,252	14,841,028	(68,224)	-0.46%
Michigan	19,223,218	19,625,843	402,625	2.09%
Minnesota	10,949,342	10,868,056	(81,286)	-0.74%
Mississippi	5,216,683	5,186,386	(30,297)	-0.58%
Missouri	11,234,763	11,219,804	(14,959)	-0.13%
Montana	4,975,831	5,014,722	38,891	0.78%
Nebraska	4,580,711	4,489,626	(91,085)	-1.99%
Nevada	6,837,890	6,814,792	(23,098)	-0.34%
New Hampshire	2,612,731	2,625,284	12,553	0.48%
New Jersey	18,696,713	18,623,063	(73,650)	-0.39%
New Mexico	5,583,759	5,627,402	43,643	0.78%
New York	40,021,771	39,960,265	(61,506)	-0.15%
North Carolina	18,987,978	19,548,712	560,734	2.95%
North Dakota	5,066,886	5,106,489	39,603	0.78%
Ohio	22,422,864	22,892,147	469,283	2.09%
Oklahoma	6,664,893	6,825,929	161,036	2.42%
Oregon	8,219,250	8,641,616	422,366	5.14%
Pennsylvania	25,780,925	25,998,063	217,138	0.84%
Puerto Rico	5,922,930	5,882,119	(40,811)	-0.69%
Rhode Island	2,226,894	2,217,710	(9,184)	-0.41%
South Carolina	8,758,024	8,820,458	62,434	0.71%
South Dakota	4,682,968	4,719,570	36,602	0.78%
Tennessee	12,337,195	12,583,460	246,265	2.00%
Texas	56,597,052	57,724,443	1,127,391	1.99%
Utah	5,574,504	5,704,059	129,555	2.32%
Vermont	2,193,768	2,210,914	17,146	0.78%
Virginia	15,417,551	15,516,383	98,832	0.64%
Washington	15,464,004	15,860,228	396,224	2.56%
West Virginia	5,360,119	5,402,014	41,895	0.78%
Wisconsin	11,191,329	11,276,927	85,598	0.76%
Wyoming	3,633,273	3,661,671	28,398	0.78%
State Total	670,638,223	675,879,914	5,241,691	0.78%
Guam	314,574	317,033	2,459	0.78%
Virgin Islands	1,324,203	1,334,553	10,350	0.78%
Outlying Areas Total	1,638,777	1,651,586	12,809	0.78%

U. S. Department of Labor
Employment and Training Administration
Workforce Information Grants to States
PY 2023 vs PY 2022 Allotments

State	PY 2022	PY 2023	Difference	% Difference
Total	\$31,956,000	\$31,964,000	\$8,000	0.03%
Alabama	506,864	507,924	1,060	0.21%
Alaska	285,764	286,168	404	0.14%
Arizona	669,420	657,611	(11,809)	-1.76%
Arkansas	404,322	400,348	(3,974)	-0.98%
California	2,470,599	2,464,249	(6,350)	-0.26%
Colorado	619,163	616,964	(2,199)	-0.36%
Connecticut	455,646	462,764	7,118	1.56%
Delaware	301,848	302,193	345	0.11%
District of Columbia	292,570	288,891	(3,679)	-1.26%
Florida	1,461,300	1,469,215	7,915	0.54%
Georgia	851,132	852,260	1,128	0.13%
Hawaii	320,990	322,411	1,421	0.44%
Idaho	350,918	353,672	2,754	0.78%
Illinois	973,900	987,543	13,643	1.40%
Indiana	637,447	632,989	(4,458)	-0.70%
Iowa	438,745	440,864	2,119	0.48%
Kansas	422,438	417,786	(4,652)	-1.10%
Kentucky	478,220	482,524	4,304	0.90%
Louisiana	488,417	485,663	(2,754)	-0.56%
Maine	324,031	322,796	(1,235)	-0.38%
Maryland	612,523	614,643	2,120	0.35%
Massachusetts	681,313	678,587	(2,726)	-0.40%
Michigan	804,659	803,595	(1,064)	-0.13%
Minnesota	601,540	599,354	(2,186)	-0.36%
Mississippi	394,407	390,181	(4,226)	-1.07%
Missouri	606,182	599,314	(6,868)	-1.13%
Montana	307,706	309,540	1,834	0.60%
Nebraska	364,735	367,117	2,382	0.65%
Nevada	426,010	420,134	(5,876)	-1.38%
New Hampshire	333,085	332,764	(321)	-0.10%
New Jersey	765,235	782,350	17,115	2.24%
New Mexico	356,841	353,848	(2,993)	-0.84%
New York	1,339,210	1,336,973	(2,237)	-0.17%
North Carolina	835,128	831,353	(3,775)	-0.45%
North Dakota	291,967	291,755	(212)	-0.07%
Ohio	913,859	911,075	(2,784)	-0.30%
Oklahoma	463,701	460,596	(3,105)	-0.67%
Oregon	498,069	497,674	(395)	-0.08%
Pennsylvania	985,407	986,238	831	0.08%
Puerto Rico	369,856	383,058	13,202	3.57%
Rhode Island	308,165	310,763	2,598	0.84%
South Carolina	525,780	520,463	(5,317)	-1.01%
South Dakota	299,791	299,427	(364)	-0.12%
Tennessee	636,477	634,898	(1,579)	-0.25%
Texas	1,907,849	1,918,307	10,458	0.55%
Utah	439,232	443,356	4,124	0.94%
Vermont	281,711	283,068	1,357	0.48%
Virginia	745,168	744,227	(941)	-0.13%
Washington	704,841	707,273	2,432	0.35%
West Virginia	337,779	336,359	(1,420)	-0.42%
Wisconsin	608,147	606,138	(2,009)	-0.33%
Wyoming	279,199	278,023	(1,176)	-0.42%
State Total	31,779,306	31,787,286	7,980	0.03%
Guam	93,031	97,657	4,626	4.97%
Virgin Islands	83,663	79,057	(4,606)	-5.51%
Outlying Areas Total	176,694	176,714	20	0.01%

U.S. Department of Labor
Employment and Training Administration
WIOA Youth, Adult, and Dislocated Worker Outlying Areas Funding
PY 2023

	Youth	Adult		Dislocated Worker		Total	
	PY (April)	PY (July)	FY (October)	PY (July)	FY (October)	PY (Apr/July)	FY (October)
American Samoa	322,923	60,232	246,021	190,332	301,295	573,487	547,316
Guam	886,216	165,299	675,170	522,339	826,864	1,573,854	1,502,034
Northern Marianas	414,942	77,383	316,072	244,526	387,086	736,851	703,158
Palau	75,000	14,751	60,249	46,611	73,786	136,362	134,035
Virgin Islands	624,474	116,458	475,678	368,004	582,550	1,108,936	1,058,228
Outlying Areas Total	2,323,555	434,123	1,773,190	1,371,812	2,171,581	4,129,490	3,944,771

**LOCAL AREA PLANNING ALLOCATION
 FOR PROGRAM YEAR 2023 / Initial Allocations
 (July 1, 2023 - June 30, 2024)**

		PY2023 Allotment	FY 2024 Allotment	Full PY?FY Allotment
SEC. 133(b)(2)(A) ADULT PROGRAMS		\$1,987,147	\$8,116,579	\$10,103,726
a. GOVERNOR's SET ASIDES:	15%	\$298,072	\$1,217,486	\$1,515,558
Administration (5%)		\$99,357	\$405,828	\$505,185
Other WIOA Activities (7.05%)		\$140,094	\$572,219	\$712,313
Local Area Awards/Cap. Bldng. (2.95%)		\$58,621	\$239,439	\$298,060
Local Area Grants (100%)		\$58,621	\$239,439	\$298,060
State-level (0%)		\$0	\$0	\$0
b. LOCAL AREA ADULT PROGRAMS	85%	1,689,075	6,899,093	\$8,588,168
Region 1		\$199,891	\$816,464	\$1,016,355
Region 2		\$164,212	\$670,732	\$834,944
Region 3		\$112,997	\$461,541	\$574,538
Region 4		\$179,041	\$731,299	\$910,340
Region 5		\$350,430	\$1,431,343	\$1,781,773
Region 6		\$98,686	\$403,087	\$501,773
Region 7		\$583,818	\$2,384,627	\$2,968,445
SEC. 128(b)(2) YOUTH ALLOTMENT		\$10,411,891	\$0	\$10,411,891
a. GOVERNOR's SET ASIDES:	15%	\$1,561,783	\$0	\$1,561,783
Administration (5%)		\$520,594	\$0	\$520,594
Other WIOA Activities (7.05%)		\$734,038	\$0	\$734,038
Local Area Awards/Cap. Bldng. (2.95%)		\$307,151	\$0	\$307,151
Local Area Grants (100%)		\$307,151	\$0	\$307,151
State-level (0%)		\$0	\$0	\$0
b. LOCAL AREA YOUTH PROGRAMS	85%	\$8,850,108	\$0	\$8,850,108
Region 1		\$1,058,778	\$0	\$1,058,778
Region 2		\$689,807	\$0	\$689,807
Region 3		\$734,484	\$0	\$734,484
Region 4		\$864,624	\$0	\$864,624
Region 5		\$1,963,977	\$0	\$1,963,977
Region 6		\$535,813	\$0	\$535,813
Region 7		\$3,002,625	\$0	\$3,002,625

**LOCAL AREA PLANNING ALLOCATION
 FOR PROGRAM YEAR 2023 / Initial Allocations
 (July 1, 2023 - June 30, 2024)**

		PY2023 Allotment	FY 2024 Allotment	Full PY?FY Allotment
SEC. 133(b)(2)(B) DISLOCATED WORKERS		\$2,838,922	\$10,325,206	\$13,164,128
a. RAPID RESPONSE PROGRAMS	3%	\$85,167	\$309,756	\$394,923
b. GOVERNOR's SET ASIDES:	15%	\$425,838	\$1,548,780	\$1,974,618
Administration (5%)		\$141,946	\$516,260	\$658,206
Other WIOA Activities (7.05%)		\$200,144	\$727,927	\$928,071
Local Area Awards/Cap. Bldng. (2.95%)		\$83,748	\$304,593	\$388,341
Local Area Grants (100%)		\$83,748	\$304,593	\$388,341
State-level (0%)		\$0	\$0	\$0
c. LOCAL AREA D.W. PROGRAMS	82%	\$2,327,917	\$8,466,670	\$10,794,587
Region 1		\$342,116	\$1,244,283	\$1,586,399
Region 2		\$274,289	\$997,593	\$1,271,882
Region 3		\$184,331	\$670,414	\$854,745
Region 4		\$355,056	\$1,291,343	\$1,646,399
Region 5		\$449,359	\$1,634,327	\$2,083,686
Region 6		\$250,729	\$911,905	\$1,162,634
Region 7		\$472,037	\$1,716,805	\$2,188,842
TOTAL PROGRAM YEAR ALLOTMENT		\$15,237,960	\$18,441,785	\$33,679,745

**LOCAL AREA PLANNING ALLOCATION
 FOR PROGRAM YEAR 2023 / Initial Allocations
 (July 1, 2023 - June 30, 2024)**

		PY2023 Allotment	FY 2024 Allotment	Full PY7FY Allotment
POOLED SET ASIDES				
RAPID RESPONSE PROGRAMS	3%	\$85,167	\$309,756	\$394,923
Administration (5%)		\$761,897	\$922,088	\$1,683,985
Other WIOA Activities (7.05%)		\$1,074,276	\$1,300,146	\$2,374,422
Local Area Awards/Capacity Building (2.95%)		\$449,520	\$544,032	\$993,552
Local Area grants (100%)		\$449,520	\$544,032	\$993,552
REGION 1				
ADULT		\$199,891	\$816,464	\$1,016,355
YOUTH		\$1,058,778	\$0	\$1,058,778
DISLOCATED WORKER		\$342,116	\$1,244,283	\$1,586,399
TOTAL LOCAL AREA FUNDS		\$1,600,785	\$2,060,747	\$3,661,532
REGION 2				
ADULT		\$164,212	\$670,732	\$834,944
YOUTH		\$689,807	\$0	\$689,807
DISLOCATED WORKER		\$274,289	\$997,593	\$1,271,882
TOTAL LOCAL AREA FUNDS		\$1,128,308	\$1,668,325	\$2,796,633
REGION 3				
ADULT		\$112,997	\$461,541	\$574,538
YOUTH		\$734,484	\$0	\$734,484
DISLOCATED WORKER		\$184,331	\$670,414	\$854,745
TOTAL LOCAL AREA FUNDS		\$1,031,813	\$1,131,955	\$2,163,767
REGION 4				
ADULT		\$179,041	\$731,299	\$910,340
YOUTH		\$864,624	\$0	\$864,624
DISLOCATED WORKER		\$355,056	\$1,291,343	\$1,646,399
TOTAL STATE-LEVEL FUNDS		\$1,398,721	\$2,022,642	\$3,421,363

**LOCAL AREA PLANNING ALLOCATION
 FOR PROGRAM YEAR 2023 / Initial Allocations
 (July 1, 2023 - June 30, 2024)**

	PY2023 Allotment	FY 2024 Allotment	Full PY?FY Allotment
REGION 5			
ADULT	\$350,430	\$1,431,343	\$1,781,773
YOUTH	\$1,963,977	\$0	\$1,963,977
DISLOCATED WORKER	\$449,359	\$1,634,327	\$2,083,686
TOTAL LOCAL AREA FUNDS	\$2,763,766	\$3,065,670	\$5,829,436
REGION 6			
ADULT	\$98,686	\$403,087	\$501,773
YOUTH	\$535,813	\$0	\$535,813
DISLOCATED WORKER	\$250,729	\$911,905	\$1,162,634
TOTAL LOCAL AREA FUNDS	\$885,228	\$1,314,992	\$2,200,220
REGION 7			
ADULT	\$583,818	\$2,384,627	\$2,968,445
YOUTH	\$3,002,625	\$0	\$3,002,625
DISLOCATED WORKER	\$472,037	\$1,716,805	\$2,188,842
TOTAL LOCAL AREA FUNDS	\$4,058,480	\$4,101,432	\$8,159,912
STATEWIDE			
ADULT	\$298,072	\$1,217,486	\$1,515,558
YOUTH	\$1,561,783	\$0	\$1,561,783
DISLOCATED WORKER	\$425,838	\$1,548,780	\$1,974,618
RAPID RESPONSE	\$85,167	\$309,756	\$394,923
TOTAL STATE-LEVEL FUNDS	\$2,370,860	\$3,076,022	\$5,446,882
TOTAL ALL FUNDS	\$15,237,960	\$18,441,785	\$33,679,745