

ALABAMA WORKFORCE INVESTMENT SYSTEM

Department of Commerce
Workforce Development Division
401 Adams Avenue
Post Office Box 304103
Montgomery, Alabama 36103-4103

GOVERNOR'S WORKFORCE INNOVATION DIRECTIVE NO. PY 2023-05

SUBJECT: Program Year 2024/Fiscal Year 2025 Workforce Innovation and Opportunity Act (WIOA) Adult, Youth, and Dislocated Worker Allocations

- Purpose.** This Directive transmits notice of local workforce development areas' PY 2024/FY 2025 WIOA Adult, Youth, and Dislocated Worker program allocations.
- Discussion.** The Employment and Training Administration (ETA) of the U. S. Department of Labor (DOL), Training and Employment Guidance Letter (TEGL) No. 12-23 (issued May 8, 2024), a copy of which is Attachment 1 to this Directive, transmitting notice of the State's WIOA PY 2024/FY 2025 WIOA Youth, Adult, and Dislocated Worker allotments.

States operating under an approved WIOA State Plan will have the authority to expend their PY 2024 Youth funds, beginning April 1, 2024. This authority is provided under the WIOA Annual Funding Agreement. PY 2024 Adult and Dislocated Worker funds are available for State and local workforce development area expenditure beginning July 1, 2024. FY 2025 Adult and Dislocated Worker funds are available for State and local workforce development area expenditure beginning October 1, 2024 for expenditures incurred on or after October 1, 2024.

All Workforce Innovation and Opportunity Act funds, obligations and expenditures, must be tracked and reported separately for each of the funding streams and from all other funding sources.

The Governor is withholding fifteen percent (15%) of PY 2024 and fifteen percent (15%) of FY 2025 Adult, Youth, and Dislocated Worker allotments at the state level for the conduct of WIOA Statewide Activities to include; state administration and other authorized activities. Three percent (3%) of funds are being withheld for local workforce development area awards.

Governor's Workforce Innovation Directive PY 2023-05

Page Two

Additionally, the Governor has authority to withhold up to twenty-five percent of the State's Dislocated Worker program allotment for the conduct of Statewide Rapid Response activities. The State has elected to withhold three percent (3%) of funds for Rapid Response activities.

Specific information regarding PY 2024/FY 2025 Governor's WIOA Setaside amounts is contained in this Directive in Attachment 2.

At least eighty percent of all local workforce development area funds, including any PY 2024/FY 2025 local workforce development area incentive/capacity building awards, must be obligated during PY 2024.

WIOA section 133(b)(4) provides the authority for local workforce development areas, with approval of the Governor, to transfer up to one hundred percent (100%) of the Adult Activities funds to Dislocated Worker Activities, and up to one hundred percent (100%) of Dislocated Worker Activities funds to Adult Activities.

Each local workforce development area Adult/Dislocated Worker funds transfer request should be submitted for the local workforce development area's PY 2024 Grant Agreement Package. Such Grant Package transfers must include an appropriate transfer request justification narrative.

All WIOA fund allocations, distributions, and awards are subject to the continued availability of federal funds.

3. Action.

Local workforce development areas should utilize Attachment 2, Local Workforce Development Area Planning Allocation for Program Year 2024, when preparing their PY 2024/FY 2025 Grant Agreement Packages. The full amount of each local workforce development area's Adult, Dislocated Worker, and Youth allocations should be budgeted for PY 2024 (July 1, 2024 – June 30, 2025) expenditure. Local workforce development area PY 2024/FY 2025 Grant Agreement Packages should be submitted to the Workforce Development Division no later than June 19, 2024.

Local workforce development areas that elect to draw down their respective PY 2024 Youth allocations before their plans have been approved should submit a WIOA-60 (PY 2024 Youth Funds) to the Workforce Development Division, along with a cover letter under the local workforce development area grant recipient's signature, indicating the local workforce development area's intention to draw down the PY 2024 Youth funds.

Governor's Workforce Innovation Directive PY 2023-05
Page Three

Note that the Attachment 2 allocation summary breaks down the full local workforce development area Adult and Dislocated Worker allocations into Program Year and Fiscal Year components. Only the Program Year portion of local workforce development area Adult and Dislocated Worker allocations is available for expenditure on or after July 1, 2024. The Fiscal Year portion of local Workforce Development Area Adult and Dislocated Worker allocations, indicated under the Attachment 2 Fiscal Year column, is available for expenditure beginning October 1, 2024 and may not be used to pay for expenditures incurred prior to October 1, 2024.

4. Contact.

Any questions should be referred to Lisa Trammel, Staff Accountant, Workforce Development Division, at (334) 353-5164 or by email at lisa.trammel@commerce.alabama.gov.

tammy Wilkinon

05/28/2024

Tammy Wilkinon, Division Director/Date
Workforce Development Division

Attachments:

- 1: Training and Employment Guidance Letter No. 12-23
- 2: Local Workforce Development Area Planning Allocation for Program Year 2024

EMPLOYMENT AND TRAINING ADMINISTRATION ADVISORY SYSTEM U.S. DEPARTMENT OF LABOR Washington, D.C. 20210	CLASSIFICATION WIOA/Wagner-Peyser
	CORRESPONDENCE SYMBOL OWI
	DATE May 8, 2024

ADVISORY: TRAINING AND EMPLOYMENT GUIDANCE LETTER NO. 12-23

TO: STATE WORKFORCE AGENCIES
ALL STATE WORKFORCE LIAISONS

FROM: JOSÉ JAVIER RODRÍGUEZ 
Assistant Secretary

SUBJECT: Workforce Innovation and Opportunity Act (WIOA) Adult, Dislocated Worker, and Youth Activities Program Allotments for Program Year (PY) 2024; PY 2024 Allotments for the Wagner-Peyser Act Employment Service (ES) Program; and PY 2024 Allotments of Workforce Information Grants to States and Outlying Areas

1. **Purpose.** To provide information to states and outlying areas on WIOA Title I Adult, Dislocated Worker, and Youth Activities program allotments for PY 2024; PY 2024 allotments for the Wagner-Peyser Act ES Program, as required by section 6(b)(5) of the Wagner-Peyser Act, as amended; and the allotments of Workforce Information Grants to states for PY 2024.
2. **Action Requested.** States and outlying areas must follow the requirements in this guidance to obtain the federal funds needed to manage their programs.
3. **Summary and Background.**
 - a. Summary - This document provides grantees with guidance and information including:
 - How to obtain the federal funds covered by the TEGP and financial reporting requirements;
 - The potential for reallocation of PY 2024 funds based on unobligated balances of PY 2023 funds in excess of 20 percent of their allotment at the end of PY 2023 (6/30/24);
 - Requirements when calculating sub-state allocations to local areas;
 - Funds set aside for evaluations and program integrity;
 - Salary caps at the Executive Level II;
 - Waivers of the competition requirement for outlying areas; and
 - Authority for outlying areas to submit an application for a single consolidated grant for Adult, Dislocated Worker, and Youth funds.
 - b. Background - On March 23, 2024, the *Further Consolidated Appropriations Act, 2024*, Pub. L. 118-47 was enacted (from this point forward, referred to as “the Act”). The Act

RESCISSIONS None	EXPIRATION DATE Continuing
----------------------------	--------------------------------------

makes PY 2024 Youth Activities funds available for obligation on April 1, 2024, and funds the WIOA Adult and Dislocated Worker programs in two separate appropriations. The first appropriations for the Adult and Dislocated Worker programs become available for obligation on July 1, 2024; this portion is commonly referred to as “base” funds. The second appropriations for the Adult and Dislocated Worker programs become available for obligation on October 1, 2024; this portion is commonly referred to as “advance” funds because they are provided in the appropriations act passed during the fiscal year immediately before the fiscal year when the funds are available. For example, funds for PY 2024 that will be made available on October 1, 2024, were appropriated during FY 2024, but not made available until FY 2025, and are called the FY 2025 “advance” funds. See Attachment A for details.

The Act, Division D, Title I, secs. 106(b) and 107, allows the Secretary of Labor (Secretary) to set aside up to 0.5 percent of each discretionary appropriation for activities related to program integrity and 0.75 percent of most operating funds for evaluations. For 2024, as authorized by the Act, the Department has set aside \$8,322,000 of the Training and Employment Services (TES) and \$2,190,000 of the State Unemployment Insurance and Employment Services Operations (SUIESO) appropriations impacted in this TEGF for these activities. ETA reserved these funds from the WIOA Adult, Youth, Dislocated Worker, Wagner-Peyser Act Employment Service, and Workforce Information Grant program budgets. Any funds not utilized for these reserve activities will be provided to the states.

ETA applied the reductions for evaluations and program integrity from the WIOA Adult and Dislocated Worker programs only to the FY 2025 “advance” funding levels; “base” funding is disseminated at the full amount appropriated in the Act.

The Act also specifies that the Secretary may reserve no more than 10 percent of the Dislocated Worker National Reserve funds to provide technical assistance and carry out additional activities related to the transition to WIOA. Additionally, salary caps are imposed under the Act, Division D, Title I, sec. 105. The funds provided to grantees in these allotments must not be used by a recipient or sub-recipient to pay the salary and bonuses of an individual, either as direct costs or indirect costs, at a rate in excess of Executive Level II. The rates of basic pay for the Executive Schedule are found at <https://www.opm.gov/policy-data-oversight/pay-leave/salaries-wages/>. States also may establish lower salary caps. See <https://www.dol.gov/agencies/eta/advisories/training-and-employment-guidance-letter-no-05-06>, “Implementing the Salary and Bonus Limitations in Public Law 109-234.”

WIOA allotments for states are based on formula provisions contained in WIOA (see Attachment B for WIOA and Wagner-Peyser Act formula descriptions). The Act waives the competition requirement regarding funding to outlying areas (i.e., American Samoa, Guam, Commonwealth of the Northern Mariana Islands, the Republic of Palau, and the United States Virgin Islands). For PY 2024, outlying area grant amounts are based on the administrative formula determined by the Secretary that was used under the Workforce Investment Act.

Additionally, the Act allows outlying areas to submit a single application according to the requirements established by the Secretary for a consolidated grant for Adult, Youth, and Dislocated Worker funds. Subject to approval of the grant application and other reporting requirements of the Secretary, the Act allows outlying areas receiving a consolidated grant to use those funds interchangeably between Adult, Youth, and Dislocated Worker programs or activities. Outlying areas must follow steps identified in Appendix VII if they want to consolidate those funds into a single grant. However, if outlying areas are not consolidating the Adult, Dislocated Worker, and Youth funds they must follow steps identified in Appendix VI.

WIOA specifically included the Republic of Palau as an outlying area, except during any period for which the Secretary of Labor and the Secretary of Education determine that a Compact of Free Association is in effect and contains provisions for training and education assistance prohibiting the assistance provided under WIOA. No such determinations prohibiting assistance have been made (WIOA sec. 3(45)(B)). WIOA updated the Compact of Free Association Amendments of 2003, Pub. L. 108-188 (December 17, 2003) so that the Republic of Palau remained eligible for WIOA Title I funding. See [48 U.S.C. 1921d\(f\)\(1\)\(B\)\(ix\)](#). The National Defense Authorization Act for Fiscal Year 2018, Pub. L. 115-91 (December 12, 2017), Division A, Title XII, Subtitle F, sec. 1259C(c) authorized WIOA Title I funding to Palau through FY 2024.

In addition to this TEGL, ETA will publish the allotments and descriptions of the allotment formulas in the [Federal Register](#). In this [Federal Register](#) notice, ETA will invite comments on the allotment formula for outlying areas.

4. **WIOA PY 2024 Allotments.** Please see Appendices I through VII for guidance and Attachments A through K for formula descriptions and allotment tables.
5. **Inquiries.** Questions regarding these allotments may be directed to the appropriate Regional Office. Information on allotments and planning requirements may also be found on the ETA Web site at <https://www.dol.gov/agencies/eta>.
6. **References.**
 - Further Consolidated Appropriations Act, 2024 (Pub. L. 118-47);
 - The National Defense Authorization Act for Fiscal Year 2018, Pub. L. 115-91 (December 12, 2017), Division A, Title XII, Subtitle F, sec. 1259C(c);
 - Balanced Budget and Emergency Deficit Control Act of 1985, as amended (Title II of Pub. L. 99-177);
 - Bipartisan Budget Act of 2018 (Pub. L. 115-123);
 - Budget Control Act of 2011 (Pub. L. 112-25);
 - Data for Persons Defined as Disadvantaged Youth and Adults (2016-2020) <https://www.dol.gov/agencies/eta/budget/formula/disadvantagedyouthadults>;
 - Workforce Innovation and Opportunity Act (Pub. L. 113-128);
 - Wagner-Peyser Act, as amended (29 U.S.C. 49 et seq.);

- Compact of Free Association Amendments of 2003 (Pub. L. 108-188);
- TEGL No. 5-06, *Implementing the Salary and Bonus Limitations in Public Law 109-234*;
- TEGL No. 20-19, *Revised ETA-9130 Financial Report, Instructions, and Additional Guidance*; and
- TEGL No. 1-23, *Updated Disadvantaged Youth and Adult Data for use in Program Year (PY) 2023 and future Workforce Innovation and Opportunity Act (WIOA) Youth and Adult Within-State Allocation Formulas*
- *Local Area Unemployment Statistics (LAUS) Technical Memorandum No. S-23-12, Program Year 2024 Areas of Substantial Unemployment under the Workforce Innovation and Opportunity Act, dated September 1, 2023.*

7. Attachments.

- Appendix I – WIOA Youth Allotment Activities
- Appendix II – WIOA Adult Allotment Activities
- Appendix III – WIOA Dislocated Worker Allotment Activities
- Appendix IV – Wagner-Peyser Act ES Allotment Activities
- Appendix V – Workforce Information Grants Allotment Activities
- Appendix VI – Submission Requirements and Reporting
- Appendix VII – Submission Requirements and Financial Reporting for Outlying Areas WIOA Title I Grant Consolidation
- Attachment A - Program Year 2024 Funding
- Attachment B - WIOA and Wagner-Peyser Statutory Formula Descriptions for State Allotments
- Attachment C - WIOA Statutory and Discretionary Formulas for Sub State Allocations
- Attachment D - WIOA Youth Activities State Allotments, PY 2024 vs PY 2023
- Attachment E - WIOA Adult Activities State Allotments, PY 2024 vs PY 2023
- Attachment F - WIOA Adult Activities PY 2024 State Allotments, July 1, and October 1 Funding
- Attachment G - WIOA Dislocated Worker Activities State Allotments, PY 2024 vs PY 2023
- Attachment H - WIOA Dislocated Worker Activities PY 2024 State Allotments, July 1, and October 1 Funding
- Attachment I - Employment Service (Wagner-Peyser) Allotments, PY 2024 vs PY 2023
- Attachment J - Workforce Information Grants to States Allotments, PY 2024 vs PY 2023
- Attachment K – WIOA Youth, Adult, and Dislocated Worker Outlying Areas Funding, PY 2024

Appendix I – WIOA Youth Allotment Activities

State WIOA Youth Activities Funds: Title I--Chapter 2--Youth Activities.

- A. State Allotments. The appropriated level for PY 2024 for WIOA Youth Activities totals \$948,130,000. After reducing the appropriation by \$3,131,000 for set asides authorized by the Act and reserving \$925,200 for Migrant and Seasonal Farmworker (MSFW) Youth, \$944,073,800 is available for Youth Activities, which includes \$14,161,107 for Native American grantees, \$927,587,911 for states, and \$2,324,782 for outlying areas. The WIOA Youth formula has a section in WIOA for a reservation for MSFW Youth if the appropriation exceeds \$925,000,000. Per WIOA 127(a)(1), ETA reserved 4 percent (\$925,200) of the excess amount for MSFW Youth. Note that under WIOA the basis for calculating the 1/4 of one percent reserved for outlying areas is based on the total available for Youth Activities (after set asides authorized by the Act) after the MSFW Youth and Native American reservations. The Native American reservation is calculated on the total available for Youth Activities (after set asides authorized by the Act) after the MSFW Youth reservation. Attachment D contains a breakdown of the WIOA Youth Activities program allotments by state for PY 2024 and provides a comparison of these allotments to PY 2023. Please note that the Department will provide information on the Native American Youth allotments in a separate Training and Employment Guidance Letter (TEGL).

Formula funds are allotted for PY 2024 Youth Activities among the states, in accordance with WIOA formula requirements. For reference, the Department allots these funds to the states based on the following data factors (summarized slightly):

1. The average number of unemployed individuals for Areas of Substantial Unemployment (ASUs) for the 12-month period, July 2022 through June 2023, as prepared by the states under the direction of the Bureau of Labor Statistics (BLS), in each state compared to the total number of unemployed individuals in ASUs in all states;
2. The number of excess unemployed individuals or excess unemployed individuals in ASUs (depending on which is higher) averages for the same 12-month period, July 2022 through June 2023, compared to the total excess individuals or ASU excess in all states; and
3. The number of disadvantaged youth (age 16 to 21, excluding college students not in the workforce and military) from special tabulations of data from the American Community Survey (ACS) in each state compared to the total number of disadvantaged youth in all states. The Census Bureau collected the data used in the special tabulations for disadvantaged youth between January 1, 2016 and December 31, 2020.

Since the total amount available for states in PY 2024 is below the required \$1 billion threshold specified in WIOA sec. 127(b)(1)(C)(iv)(IV), which was also the case in PY

2023, the Department did not apply the WIOA additional minimum provisions (see Attachment B). Instead, the minimums of 90 percent of the prior year allotment percentage and 0.25 percent state minimum floor apply, as required by WIOA. WIOA also maintains that no state may receive an allotment that is more than 130 percent of the allotment percentage for the state for the previous year.

- B. PY 2024 Funding WIOA Agreement/Notice of Award (NOAs). Youth program funds are available to states to use once the PY 2024 WIOA Annual Funding Agreement/NOA is complete.
- C. Sub-State Allocations. States must distribute WIOA Youth Activities funds among local workforce areas (subject to reservation of the 15 percent limitation for statewide workforce employment and training activities) in keeping with the provisions of WIOA sec. 128 and their approved Unified or Combined WIOA State Plan. In allocating Youth Activities funds to local areas for PY 2024, states may use either the allocation formula described in WIOA sec.128(b)(2) or the discretionary allocation formula in WIOA sec. 128(b)(3) and ensure the state policy articulated in the approved State Plan remains consistent with this guidance. Consistent with sec. 182(e) of WIOA, sub-state allocations must be made available to local areas not later than 30 days after the date funds are made available to the state or 7 days after the date the local plan for the area is approved, whichever is later. **See Attachment C** for a description of sub-state allocation formulas.
 - 1. Allocation Formula. Thirty-three and 1/3 percent of the total funds available for local allocations are allocated based on each local area's relative share of each data factor listed below.
 - a. The relative number of unemployed individuals in Areas of Substantial Unemployment (ASUs) in each local area, compared to the total number of unemployed individuals in ASUs in all local areas in the state. For this factor, the timeframe for comparison is the 12-month period, July 2022 to June 2023.
 - b. The relative excess number of unemployed individuals in each local area, compared to the total excess number of unemployed individuals in all local areas in the state. See the definition of "excess number" below which requires a comparison of the excess unemployed in ASUs with excess unemployed in all areas. For this factor, the timeframe for comparison is the 12-month period, July 2022 to June 2023.
 - c. The relative number of disadvantaged youth (age 16 to 21, excluding college students not in the workforce and military), in each local area, compared to the total number of disadvantaged youth in all local areas in the state. The number of disadvantaged youth comes from special tabulations of data from the ACS prepared in accordance with the definition provided in WIOA. The Census Bureau collected this data between January 1, 2016 and December 31, 2020.

For purposes of identifying ASUs for the Youth Activities sub-state allocation formula, states must use data made available by BLS (as described in Local Area Unemployment Statistics (LAUS) Technical Memorandum No. S-23-12).

The term “excess number” means, used with respect to the excess number of unemployed individuals within a local area, the higher of (i) the number that represents the number of unemployed individuals in excess of 4.5 percent of the civilian labor force in the local area; or (ii) the number that represents the number of unemployed individuals in excess of 4.5 percent of the civilian labor force in ASUs in such local area.

In order to determine the number of disadvantaged youth for the sub-state Youth formula, states must use the special tabulations of ACS data available at <https://www.dol.gov/agencies/eta/budget/formula/disadvantagedyouthadults>. ETA obtained updated data for use in PY 2023 and the same data must be used in PY 2024. ETA published this information in [TEGL No. 1-23](#), *Updated Disadvantaged Youth and Adult Data for use in Program Year (PY) 2023 and future Workforce Innovation and Opportunity Act (WIOA) Youth and Adult Within-State Allocation Formulas*.

States must utilize a minimum percentage (or stop loss) to ensure that no local area receives an allocation percentage that is less than 90 percent of the **average allocation percentage received by the local area for the previous two years**. An allocation percentage is the local area’s share or percentage of funds allocated to all local areas. States must **not** use 90 percent of the average *amount* allocated to the local area for the last two years. States must obtain amounts necessary to increase allocations to local areas to comply with the minimum percentage requirement by proportionately reducing the allocations to be made to other local areas.

States must not use a maximum percentage (or stop gain).

2. Discretionary Formula. Alternatively, a state may use a discretionary formula. When using a discretionary formula, a state distributes a portion that is at least 70 percent of the funds according to the allocation formula described in subparagraph C.1 of this Appendix, and the remainder on the basis of a formula that incorporates additional factors relating to:
 - a. excess youth poverty in urban, rural, and suburban areas; **and**
 - b. excess unemployment above the state average in urban, rural, and suburban local areas.

Of the portion of funds distributed according to the allocation formula described in subparagraph C.1, a state must not assign unequal percentages to the ASU, excess unemployment, and disadvantaged data factors. These three data factors carry equal weights and must not total less than 70 percent of the formula.

Of the remainder, states may determine the percentage to allocate to data factors reflecting excess youth poverty and excess unemployment above the state average.

States also have flexibility in choosing what data they want to use related to youth poverty and excess unemployment above the state average. States **may not** reuse the allocation formula data factors (ASU, excess unemployment, and disadvantaged youth) to distribute the remainder. Using data factors such as high school dropout rate may be an acceptable reflection of youth poverty, but the state must articulate how such factors relate to youth poverty in the State Plan.

For the portion of funds distributed according to the allocation formula (which represent at least 70 percent of the distributed funds), the state must employ the minimum percentage (or stop loss), as described in subparagraph C.1 on the allocation formula. The state may choose whether to apply the minimum percentage to the remainder portion of funds that the state distributes according to the discretionary formula (which represent not more than 30 percent of the distributed funds).

The State Board must develop the discretionary formula, and the Secretary must approve it as part of the State Plan.

D. Transfer of Funds. Local workforce areas do not have the authority to transfer funds to or from the Youth Activities program.

E. Re-allotment of Funds. WIOA sec. 127(c) requires the Secretary of Labor to recapture and reallocate Youth Activities program formula funds based on state obligation levels at the end of the first program year of use (ETA reallocates in accordance with 20 CFR 683.135). PY 2023 funds are only available for Federal obligation until the end of the program year, and so the Secretary does not have authority to reobligate PY 2023 funds after the first program year. Therefore, any reallocation of funds requires the use of PY 2024 funds. In other words, recapture and reallocation of PY 2024 funds is based on obligation levels of PY 2023 funds at the end of PY 2023.

1. The obligation threshold a state must meet to avoid recapture under WIOA sec. 127(c)(2) is 80 percent. The term obligation is defined at 2 CFR 200.71. The funds that a state allocates to a local area are state obligations. WIOA requires states to allocate at least 85 percent of Youth Activities funds to local areas. Therefore, by making the required local allocations, the state has obligated more than 80 percent of its PY 2023 funds and no further action is required regarding reallocation of PY 2024 funds.
2. States report the aggregate amount of allocations to the local areas on the Local Youth ETA-9130 (B) financial reports, along with obligations by local areas of those funds. Additional guidance and information on the access and use of the PMS Financial Reporting System for the submission of future ETA-9130 quarterly

financial reports is provided in Training and Employment Notice (TEN) No. 16-22. The PMS Financial Reporting System training sessions will be recorded and available for future reference.

- F. Small State Minimum Allotment States. WIOA sec. 129(a)(4)(B) allows a state that receives a small state minimum allotment under WIOA sec. 127(b)(1) (relating to the youth formula program) or 132(b)(1) (relating to the adult formula program) to submit a request for approval to the Department to decrease the percentage of funds spent on out-of-school youth (OSY) to not less than 50 percent in a local area. To determine if a state receives a small state minimum allotment, review the PY 2024 columns in Attachments D and E. States that meet the criteria for PY 2024 as a minimum allotment state are those states that receive a PY 2024 WIOA Youth allotment of \$2,318,970 or receive a PY 2024 WIOA Adult allotment of \$2,202,724. If a state wishes to submit a small state OSY exception request, they must submit the request for PY 2024 by September 30, 2024. The request must be submitted to the appropriate ETA Regional Administrator and contain the required justification outlined in the WIOA final rule at 20 CFR 681.410(b).

Appendix II – WIOA Adult Allotment Activities

State Adult Employment and Training Activities Funds: Title I--Chapter 3--Adult and Dislocated Worker Employment and Training Activities.

- A. State Allotments. The total appropriated funds for Adult Activities in PY 2024 is \$885,649,000. After reducing the appropriated amount by \$2,351,000 for set asides authorized by the Act, \$883,298,000 remains for Adult Activities, of which \$881,089,755 is for states and \$2,208,245 is for outlying areas. Attachment E shows the PY 2024 Adult Employment and Training Activities allotments and a state-by-state comparison of the PY 2024 allotments to PY 2023 allotments.

The three formula data factors that the Department uses to distribute WIOA Adult Activities funds among the states are the same as those used for the Youth Activities formula, except that data is used for the number of disadvantaged adults (age 22 to 72, excluding college students not in the workforce and military), rather than the number of disadvantaged youth. Since the total amount available for the Adult Activities program for states in PY 2024 is below the required \$960 million threshold specified in WIOA sec. 132(b)(1)(B)(iv)(IV), as was also the case in PY 2023, the WIOA additional minimum provisions (See Attachment B) are not applicable. Instead, as required by WIOA, the minimums of 90 percent of the prior year allotment percentage and 0.25 percent state minimum floor apply. Like for the Youth program, WIOA also provides that no state may receive an allotment that is more than 130 percent of the previous year allotment percentage for the state.

- B. PY 2024 Funding WIOA Agreement/NOAs. For PY 2024, Congress appropriated funds for this program in two portions: \$173,649,000 is available for obligation on July 1, 2024 (PY 2024), and \$712,000,000 is available for obligation on October 1, 2024 (FY 2025). After reductions associated with evaluations and program integrity, the amount available for Adult Activities on July 1, 2024 (PY 2024) is \$173,649,000, and on October 1, 2024 is \$709,649,000. The Department prorated allotments to states and outlying areas based on these total amounts and will issue two NOAs (subject to the state submitting an approved State Plan under secs. 102 or 103 of WIOA). The first NOA covers the period starting July 1, 2024, under the PY 2024 WIOA grant agreement, and the other for October 1, 2024, also under the PY 2024 WIOA grant agreement (see Attachment F).
- C. Sub-State Allocations. States must distribute WIOA Adult Activities funds for PY 2024 allotments among local workforce areas (subject to reservation of the 15 percent limitation for statewide employment and training activities) in accordance with the provisions in WIOA section 133 and the approved State Plan. States must calculate the up to 15 percent available for statewide activities on the total allotment for PY 2024. In allocating WIOA Adult funds to local areas for PY 2024, states may use either the allocation formula described in WIOA sec. 133(b)(2)(A) or the discretionary allocation formula in WIOA sec. 133(b)(3). Also, states must ensure the state policy articulated in the approved WIOA Unified or Combined State Plan remains consistent with this

guidance. See **Attachment C** for a description of sub-state allocation formulas.

1. Allocation Formula. Thirty-three and 1/3 percent of the total funds available for local allocations are allocated based on each local area's relative share of each data factor listed below.
 1. The relative number of unemployed individuals in ASUs in each local area, compared to the total number of unemployed individuals in ASUs in all local areas in the state. For this factor, the timeframe for comparison is the 12-month period, July 2022 to June 2023.
 2. The relative excess number of unemployed individuals in each local area, compared to the total excess number of unemployed individuals in all local areas in the state. See the definition of "excess number" below which requires a comparison of the excess unemployed in ASUs with excess unemployed in all areas. For this factor, the timeframe for comparison is the 12-month period, July 2022 to June 2023.
 3. The relative number of disadvantaged adults (age 22 to 72, excluding college students not in the workforce and military) in each local area, compared to the total number of disadvantaged adults in all local areas in the state. The Census Bureau collected the data used in the special tabulations for disadvantaged adults between January 1, 2016 and December 31, 2020.

For purposes of identifying ASUs for the Adult Activities sub-state allocation formula, states should use data made available by BLS (as described in LAUS Technical Memorandum No. S-23-12).

The term "excess number" means, used with respect to the excess number of unemployed individuals within a local area, the higher of (i) the number that represents the number of unemployed individuals in excess of 4.5 percent of the civilian labor force in the local area; or (ii) the number that represents the number of unemployed individuals in excess of 4.5 percent of the civilian labor force in ASUs in such local area.

In order to determine the number of disadvantaged adults for the sub-state Adult formula, states must use the special tabulations of ACS data available at <https://www.dol.gov/agencies/eta/budget/formula/disadvantagedyouthadults>. ETA obtained updated data for use in PY 2023 and the same data must be used in PY 2024. ETA published this information in [TEGL No. 1-23](#), *Updated Disadvantaged Youth and Adult Data for use in Program Year (PY) 2023 and future Workforce Innovation and Opportunity Act (WIOA) Youth and Adult Within-State Allocation Formulas*.

States must utilize a minimum percentage (or stop loss) to ensure that no local area receives an allocation percentage that is less than 90 percent of the average allocation

percentage of the local area for the previous two years. An allocation percentage is the local area's share or percentage of funds allocated to all local areas. States must **not** use 90 percent of the average *amount* allocated to the local area for the last two years. States must obtain amounts necessary to increase allocations to local areas to comply with the minimum percentage requirement by proportionately reducing the allocations to be made to other local areas.

States must not use a maximum percentage (or stop gain).

In accordance with sec. 182(e) of WIOA, states must make sub-state allocations available to local areas not later than 30 days after the date funds are made available to the state, or 7 days after the date the local plan for the area is approved, whichever is later.

2. Discretionary Formula. Alternatively, a state may use a discretionary formula. When using a discretionary formula, a state distributes a portion that is at least 70 percent of the funds according to the allocation formula described in subparagraph C.1 of this Appendix, and the remainder on the basis of a formula that incorporates additional factors related to:
 1. excess poverty in urban, rural, and suburban areas, **and**
 2. excess unemployment above the state average in urban, rural, and suburban local areas.

Of the portion of funds distributed according to the allocation formula described in subparagraph C.1, a state must not assign unequal percentages to the ASU, excess unemployment, and disadvantaged data factors. These three data factors carry equal weights and must total at least 70 percent of the formula.

Of the remainder, states may determine the percentage to allocate to data factors reflecting excess poverty and excess unemployment above the state average.

States also have flexibility in choosing the data they want to use related to poverty and excess unemployment above the state average. States **may not** reuse the allocation formula data factors (ASU, excess unemployment, and disadvantaged adults) to distribute the remainder. Using data factors not directly describing poverty or excess unemployment may be acceptable, but the state must articulate how such factors relate to the statutory requirements in the State Plan.

The discretionary formula must also employ a minimum percentage, as described in subparagraph C.1 on the allocation formula. The minimum percentage may be applied to the 70 percent (or greater) portion or to the entire allocation.

The State Board must develop the discretionary formula, and the Secretary must approve it as part of the State Plan.

- D. Transfers of Funds. WIOA sec. 133(b)(4) provides the authority for local workforce areas, with approval of the Governor, to transfer up to 100 percent of the Adult Activities funds for expenditure on Dislocated Worker Activities, and up to 100 percent of Dislocated Worker Activities funds for expenditure on Adult Activities.
- E. Re-allotment of Funds. WIOA sec. 132(c) requires the Secretary of Labor to recapture and reallocate Adult Activities program formula funds based on state obligation levels at the end of the first program year of use (ETA reallocates in accordance with 20 CFR 683.135). PY 2023 funds are only available for Federal obligation until the end of the program year, and so the Secretary does not have authority to re-obligate PY 2023 funds after the first program year. Therefore, any re-allotment of funds requires the use of PY 2024 funds. In other words, re-allotment of PY 2024 funds is based on obligation levels of PY 2023 funds at the end of PY 2023.
1. The obligation threshold a State must meet to avoid recapture under WIOA sec. 132(c)(2) is 80 percent. The term obligation is defined at 2 CFR 200.71. The funds that a state allocates to a local area are state obligations. WIOA requires states to allocate at least 85 percent of Adult Activities funds to local areas. Therefore, by making the required local allocations, the state has obligated more than 80 percent of its PY 2023 funds and no further action is required regarding re-allotment of PY 2024 funds.
 2. States report aggregate allocations to the local areas on the Local Adult ETA 9130 (D) financial reports, along with obligations by local areas of those funds. Additional guidance and information on the access and use of the PMS Financial Reporting System for the submission of future ETA-9130 quarterly financial reports is provided in TEN No. 16-22. The PMS Financial Reporting System training sessions will be recorded and available for future reference.

Appendix III – WIOA Dislocated Worker Allotment Activities

State Dislocated Worker Employment and Training Funds: Title I--Chapter 3--Adult and Dislocated Worker Employment and Training Activities.

The amount appropriated for Dislocated Worker Activities in PY 2024 totals \$1,396,412,000. The total appropriation includes formula funds for the states, while the National Reserve is used for National Dislocated Worker Grants, technical assistance and training, demonstration projects, Workforce Opportunity for Rural Communities, Community College Grants, and the outlying areas' Dislocated Worker allotments. After reducing the appropriated amount by \$2,840,000 for set asides authorized by the Act, a total of \$1,393,572,000 remains available for Dislocated Worker Activities. The amount available for outlying areas is \$3,483,930, leaving \$297,375,070 for the National Reserve and a total of \$1,092,713,000 available for states.

- A. State Allotments. Attachment G shows the PY 2024 Dislocated Worker Activities allotments and a state-by-state comparison of the PY 2024 allotments to PY 2023 allotments.

WIOA prescribes different data factors for the federal allotment of Dislocated Worker funds by the Department to the states, and for the sub-state allocation of Dislocated Worker funds by the Governor within a state. The Department has allotted the PY 2024 Dislocated Worker program state allotments among the states in accordance with the factors required by WIOA. For reference, the three data factors that the Department considers in allocating these funds to the states are (summarized slightly):

1. The relative number of unemployed individuals in each state, compared to the total number of unemployed individuals in all states. For this factor, the timeframe for comparison is the 12-month period, October 2022 through September 2023.
2. The relative number of excess unemployed individuals in each state, compared to the total excess number of unemployed individuals in all states. For this factor, the timeframe for comparison is the 12-month period, October 2022 through September 2023. No comparison to ASU excess is performed for this data factor.
3. The relative number of individuals in each state who have been unemployed for 15 weeks or more, compared to the total number of individuals in all states who have been unemployed for 15 weeks or more. For this factor, the timeframe for comparison is the 12-month period, October 2022 through September 2023.

WIOA sec. 132(b)(2)(B)(iii)(I) requires the Dislocated Worker formula to adopt a 90 percent minimum of the prior year allotment percentage (stop loss). WIOA also provides that no state may receive an allotment that is more than 130 percent of the allotment percentage for the state for the previous year (stop gain) under section 132(b)(2)(B)(iii)(II).

- B. PY 2024 Funding WIOA Agreement/NOAs. For PY 2024, Congress appropriated funds for this program in two portions for both formula funds and National Reserve funds. For state formula funds, \$235,553,000 is available for obligation on July 1, 2024 (PY 2024), and \$860,000,000 is available for obligation on October 1, 2024 (FY 2025). For the National Reserve, which includes funds for the outlying areas, \$100,859,000 is available for obligation on July 1, 2024 (PY 2024), and \$200,000,000 is available for obligation on October 1, 2024 (FY 2025). After reductions associated with evaluations and program integrity, the amount available for state formula funds on July 1, 2024 is \$235,553,000 and on October 1, 2024 is \$857,160,000. For the National Reserve, the amount available on July 1, 2024 is \$100,859,000 and on October 1, 2024 is \$200,000,000. Allotments to states and outlying areas are prorated based on the two amounts for formula funds and National Reserve, respectively. ETA will issue allotments in two NOAs: one for July 1, 2024, under the PY 2024 WIOA grant agreement, and the other for October 1, 2024, also under the PY 2024 WIOA grant agreement (see Attachment H).
- C. Sub-State Allocations. States will distribute Dislocated Worker Activities funds for PY 2024 among local workforce areas (subject to the Governor's reservation of up to 25 percent for statewide Rapid Response activities under WIOA sec. 133(a)(2) and the 15 percent limitation for statewide employment and training activities), in accordance with the provisions in WIOA section 133 and the approved State Plan. States must calculate up to 15 percent for statewide activities on the total allotment for PY 2024.

In allocating WIOA Dislocated Worker funds to local areas for PY 2024, states must ensure the state policy articulated in the approved State Plan remains consistent with this guidance. See **Attachment C** for a description of sub-state allocation formulas. Governors continue to prescribe the Dislocated Worker formula for sub-state allocations.

Under WIOA, the data factors that must be included are:

- insured unemployment data,
- unemployment concentrations,
- plant closing and mass layoff data,
- declining industries data,
- farmer-rancher economic hardship data, and
- long-term unemployment data.

A state may assign zero weight to a factor only where the state is able to demonstrate it does not have an appropriate data source to accurately reflect state needs for a given data factor. For example, the Bureau of Labor Statistics no longer produces the plant closing and mass layoff data, one of the six data factors WIOA requires. ETA recognizes that an accurate source of such data is no longer available at the national level. Some states have sub-state administrative data available, and others do not. In order to assign a weight of zero to a data factor, such as the plant closing and mass layoff data factor, the state must include the following information in their WIOA Unified or Combined State Plan:

- An inventory of available national or state-level data sources germane to the data factor.
- A discussion of why the available data sources are inadequate for the purposes of assigning a weight to a given data factor; and
- A description of how the Governor’s formula is appropriate to distribute funds equitably throughout the state.

(Note that weighting a data factor at zero percent is not allowable under any other circumstance.)

WIOA requires the use of a minimum percentage (or stop loss) (see WIOA sec. 133(b)(2)(B)(iii)). A local workforce area must receive an allocation percentage that is no less than **90 percent of the average allocation percentage of the local area for the two preceding years**. In the event of a shortage of funds, states must obtain the amounts necessary to increase the allocations to local areas to comply with this provision by proportionately reducing the allocations to other local areas. The minimum percentage methodology states use for Dislocated Worker funds is the same minimum percentage methodology used in the sub-state Youth and Adult allocation formulas. States are not required to use a maximum percentage (or stop gain) but may use one if desired.

- D. Transfers of Funds. WIOA sec. 133(b)(4) provides the authority for local workforce areas, with approval of the Governor, to transfer up to 100 percent of the Dislocated Worker Activities funds for expenditure on Adult Activities, and up to 100 percent of Adult Activities funds for expenditure on Dislocated Worker Activities.
- E. Re-allotment of Funds. WIOA sec. 132(c) requires the Secretary of Labor to recapture and reallocate Dislocated Worker program formula funds based on state obligation levels at the end of the first program year of use (ETA reallocates in accordance with 20 CFR 683.135). PY 2023 funds are only available for Federal obligation until the end of the program year, and so the Secretary does not have authority to re-obligate PY 2023 funds after the first program year. Therefore, any re-allotment of funds requires the use of PY 2024 funds. In other words, the Department will reallocate PY 2024 Dislocated Worker formula funds among states during PY 2024 based on state obligations of PY 2023 funds made during PY 2023. Likewise, obligation of PY 2024 funds will impact recapture and reallocation of PY 2025 funding.
1. WIOA sec. 134(a)(2)(A)(ii) gives states the flexibility to use PY 2023 Rapid Response funds that are not obligated by the end of PY 2023 for statewide activities. Per WIOA sec. 132(c), states must still obligate 80 percent of their PY 2023 Dislocated Worker program formula funds, which includes Rapid Response funds, by June 30, 2024 or potentially have PY 2024 funds recaptured and re-allotted to states who have obligated 80 percent of their PY 2023 funds.
 2. The term obligation is defined at 2 CFR 200.71. The funds a state allocates to local areas are state obligations. States report aggregate allocations to the local areas on the Local Adult ETA 9130 (F) financial reports, along with obligations by local areas

of those funds. Additional guidance and information on the access and use of the PMS Financial Reporting System for the submission of future ETA-9130 quarterly financial reports is provided in TEN No. 16-22. The PMS Financial Reporting System training sessions will be recorded and available for future reference.

Appendix IV – Wagner-Peyser Act ES Allotment Activities

Wagner-Peyser Act ES Final Allotments. The appropriated level for PY 2024 for grants for the ES programs totals was \$675,052,000. After reducing the appropriated amount by \$2,159,000 for set asides authorized by the Act, \$672,893,000 is available for ES programs. After determining the funding for Guam and the United States Virgin Islands, ETA calculates allotments to states using the formula set forth at section 6 of the Wagner-Peyser Act (29 U.S.C. 49e). ETA based PY 2024 formula allotments on each state’s share of calendar year 2023 monthly averages of the Civilian Labor Force (CLF) and unemployment. The distribution of Wagner-Peyser Act funds for PY 2024 includes \$671,252,721 for states, as well as \$1,640,279 for Guam and the United States Virgin Islands. Attachment I shows the distribution of PY 2024 ES formula amounts by state compared to PY 2023.

Section 7(a) of the Wagner-Peyser Act ([49 U.S.C. § 49f\(a\)](#)) authorizes states to use 90 percent of the funds allotted to a state for labor exchange services, and other career services such as job search and placement services to job seekers; appropriate recruitment services for employers; program evaluations; developing and providing labor market and occupational information; developing management information systems; and administering the work test for unemployment insurance claimants.

Section 7(b) of the Wagner-Peyser Act (49 U.S.C. § 49f(b)), states that 10 percent of the funds allotted to a state must be reserved for use by the Governor to provide performance incentives for public employment service offices and programs, provide services for groups with special needs, and provide for the extra costs of exemplary models for delivering services of the type described in section 7(a) and models for enhancing professional development and career advancement opportunities of state agency staff.

State Workforce Agencies (SWAs) must use Wagner-Peyser Act ES funding to provide employment services to migrant and seasonal farmworkers (MSFW), as described at 20 CFR § 651, 653, 654, and 658. These services include, but are not limited to, outreach to MSFWs, State Monitor Advocate (SMA) responsibilities, clearance of job orders through the Agricultural Recruitment System (ARS), and operation of the Employment Service and Employment-Related Law Complaint System. SWAs must budget to ensure they have sufficient funds to support the following ES staffing requirements: (1) an adequate number of outreach staff, as described in the approved Agricultural Outreach Plan and ES regulations at § 653.107; (2) a full-time SMA, unless the SWA has approval from the Regional Administrator for less than full-time SMA devotion, and ES staff assigned to the SMA to assist the SMA to fulfil the SMA’s responsibilities, as necessary under § 653.108(d) and (e); (3) ES staff assigned to conduct preoccupation housing inspections and field checks on ARS clearance orders, as described at § 653, Subpart F; and (4) trained Complaint System Representatives for ES offices and the SWA, as described at § 658, Subpart E.

Appendix V – Workforce Information Grants Allotment Activities

Workforce Information Grants (WIGs). Total funds for PY 2024 are \$32,000,000. After reducing the total by \$31,000 for program integrity, \$31,969,000 is available for Workforce Information Grants. Funds are distributed to states by administrative formula with \$176,726 for Guam and the United States Virgin Islands. Guam and the United States Virgin Islands allotment amounts are partially based on CLF data from the BLS Current Population Survey. The remaining funds are distributed to the states with 40 percent distributed equally to all states, and 60 percent distributed based on each state’s share of the CLF for the 12 months ending September 2023. Attachment J contains the allotment amounts. Activities to be performed with money from WIGS will be described in a TEGL published later this year.

Appendix VI – Submission Requirements and Reporting

1. **Submission Requirements.** To achieve greater efficiency and as part of ETA’s ongoing effort to streamline the mandatory grant award process, all states are required to submit an electronically signed copy of an SF-424, Application for Federal Assistance, through Grants.gov for **each** WIOA funding stream under Funding Opportunity Numbers. As noted in Section 3.b. of this TEGL, outlying areas that want to consolidate Adult, Dislocated Worker, and Youth funds into a single grant must follow steps identified in Appendix VII. However, outlying areas that do not choose to consolidate funds must follow the steps identified herein for states.

- **ETA-TEGL-12-23-YOUTH** [CFDA 17.259]
- **ETA-TEGL-12-23-ADULT** [CFDA 17.258]
- **ETA-TEGL-12-23-DW** [CFDA 17.278]

An electronically submitted SF-424 through Grants.gov constitutes an official signed document and must reflect the amount for **each** WIOA funding stream (Youth, Adult, and Dislocated Worker). The closing date for receipt of **each** SF-424 is 30 days from the issue date of this TEGL.

The PY 2024 “base” allotment of WIOA Adult and Dislocated Worker funds will be awarded during the period of availability beginning July 2024. The FY 2025 “advance” allotment will be awarded in the period of availability starting October 2024. *A copy of the executed PY 2024 WIOA Agreement will be available upon award of funds.*

In addition, all states must submit an electronically signed SF-424, Application for Federal Assistance, through Grants.gov for **each** Wagner-Peyser Act Employment Service (ES) program under Funding Opportunity Numbers:

- **ETA-TEGL-12-23-ES** [CFDA 17.207]
- **ETA-TEGL-12-23-WIG** [CFDA 17.207]

States must follow the instructions in this TEGL to receive Workforce Information Grants to States (WIGS) funding, including submission of SF-424s. Note that WIGS have specific grant deliverable requirements not outlined in this document. A forthcoming TEGL will list these grant deliverable requirements.

An electronically submitted SF-424 through Grants.gov constitutes an official signed document and must reflect the amount for **each** ES program and WIGS. The closing date for receipt of **each** ES program SF-424 is 30 days from the issue date of this TEGL. ETA will award the ES program and WIGS funds in July 2024. *A copy of the executed PY 2024 ES Agreement will be available upon award of funds.*

2. **Grants.gov Submission Process.** States must submit the SF-424, Application for Federal Assistance, through Grants.gov. States needing to register with Grants.gov may do so here: <https://www.grants.gov/register>

Registration is a one-time process, and states that already have a Grants.gov account do not need to register again. To submit the required SF-424s, states must:

- Select the *SEARCH GRANTS* tab on the Grants.gov homepage.
- Under the section, *BASIC SEARCH CRITERIA*, states enter the Funding Opportunity Number referenced above in Section 1 of this appendix for each WIOA funding stream (i.e. “ETA-TEGL”).
- Select the link to the applicable Opportunity Number provided in the search results.
- Select the *PACKAGE* tab.
- Under the *ACTIONS* column, select *APPLY*.

Submitting the SF-424 through Grants.gov constitutes an electronically signed SF-424, Application for Federal Assistance. For each funding stream, the Estimated Funding section of the SF-424 (item #18) must reflect the exact amount of the designated state allotment, referenced in the attachments to this TEG. Additionally, Item #11 of the SF-424 must include the Catalog of Federal Domestic Assistance Number (CFDA) for the applicable WIOA funding stream, which is referenced above in Section 1. Also, Item #15 of the SF424 must indicate the amount of Indirect Costs claimed by the recipient. Example: “*Indirect Costs for this award are estimated at \$19,000.*” (A dollar amount must be inserted even if it is \$0).

This submission process can be complicated and time-consuming. As such, the Department strongly encourages states to initiate the process as soon as possible, in order to allow time to resolve unanticipated technical problems.

As of April 4, 2022, the DUNS Number was replaced by a new, non-proprietary identifier requested in and assigned by SAM.gov. To learn more about this identifier called the Unique Entity Identifier (UEI), or the Entity ID, please visit the U.S. General Service Administration (GSA), Unique Entity Identifier Update webpage.

Before submitting, states must also ensure its registration with the System for Award Management (SAM) is current. (SAM replaced the Central Contractor Registry.) States can find instructions for registering with SAM at <https://sam.gov/content/entity-registration>. An awardee must maintain an active SAM registration with current information at all times during which it has an active Federal award or an application under consideration. To remain registered in the SAM database after the initial registration, states must review and update the registration at least every 12 months from the date of initial registration. Failure to register with SAM and maintain an active account will result in Grants.gov rejecting your submission.

For technical issues encountered during application submission, states may call 800-518-4726 to speak to a Customer Support Representative or email the email address found in https://gditshared.servicenowservices.com/hhs_grants. The Contact Center is open 24 hours a day, seven days a week, but closes on federal holidays.

States should e-mail all submission questions to Janice Sheelor, Grants Management Specialist, at Sheelor.Janice@dol.gov. The email must reference the specific Funding

Opportunity Number, and include a contact name, email address, and phone number.

- 3. Separate Grants.** Starting in PY 2023, ETA de-coupled programs that were previously awarded under a single grant and executed them as individual awards as part of an ongoing effort to improve data quality and fulfill reporting requirements to <https://www.usaspending.gov/>. Prior to PY 2023, the annual allotments for the three separate WIOA programs were distributed under a single grant award using the “AA” program identifier. Similarly, while the Wagner-Peyser ES Program grant and the Workforce Information Grants were distributed under a single grant award using the “ES” program identifier. Starting in PY 2023, ETA began awarding a separate grant to states and outlying areas for each WIOA and ES program, except for those outlying areas that request a WIOA consolidated grant.

For PY 2024 WIOA programs, this will result in three separate grant awards as follows:

- WIOA Youth: PY 2024 Youth funding under program identifier “AY.”
- WIOA Adult: PY 2024 Adult and FY 2025 Advance Adult funding under program identifier “AT.”
- WIOA Dislocated Worker: PY 2024 Dislocated Worker and FY 2025 Advance Dislocated Worker funding under program identifier “AW.”

For the Employment Service programs, this will result in two separate grant awards as follows:

- Wagner-Peyser ES Program: PY 2024 ES funding under program identifier “WP.”
- Workforce Information System Grants (WIGs): PY 2024 WIGs funding under program identifier “WG.”

Note that this change does not impact the submission of the ETA 9130 financial reports since grantees are required to currently submit a separate ETA 9130 for each program.

- 4. Reporting.** For the WIOA formula programs, states are required to submit the seven designated WIOA quarterly financial status reports covering funds received for each of the programs (including separate reports for each of the fund year periods for the Adult and Dislocated Worker Activities programs, July 1 funds and October 1 funds). These seven WIOA quarterly financial reports cover financial data for statewide Youth, statewide Adult, statewide Dislocated Worker, statewide Rapid Response (Dislocated Worker activities), local Youth, local Adult, and local Dislocated Worker activities. The Department also requires states to submit the designated financial reports each quarter for the ES program funds and the WIGS funds.

Please refer to published ETA guidance and instructions on the ETA Advisory publication page (<https://wdr.doleta.gov/directives/>).

5. Grant Award Descriptions.

WIOA Adult program

Purpose: The purpose of the WIOA Adult grants is to serve individuals and help employers meet their workforce needs. The WIOA Adult program enables workers to obtain good jobs by providing them with career services like job search assistance and training opportunities.

Activities to be performed: WIOA specifies that most Adult program services will be provided through the American Job Center network, also known as one-stop career centers. Under the WIOA Adult program, eligible individuals can receive career services, which are classified into two categories: basic and individualized services. While some job seekers may only need self-service or other basic career services such as labor exchange services, others may need more comprehensive services, such as individualized services, which include career planning, and developing an individual employment plan outlining needs and goals of the job seeker. Participants will also receive training services linked to job opportunities in their communities. To promote customer choice and involvement in career decisions, participants use an Individual Training Account to select an appropriate training program from an eligible training provider list. WIOA also authorizes the provision of supportive services (e.g. transportation and childcare assistance) to enable an individual to participate in the program.

Expected Outcomes: The WIOA Adult program outcomes are to ensure that individuals can access and receive the employment and training services they are eligible for, so that they may become employed or advance in employment. Grantees report performance measures of these outcomes, including the percentage of people employed in the second and fourth quarter after finishing the program, their earnings, and the percentage of people who obtained a credential.

Intended beneficiaries: WIOA Adult funds must give priority to recipients of public assistance, other low-income individuals, and individuals who are basic skills deficient. Other categories include unemployed adults, dislocated workers, veterans, individuals with barriers to employment, and any eligible population.

Subrecipient Activities: The grantees may subaward funds from the WIOA Adult program to provide some of the individualized career services, training, as well as provide supportive services.

WIOA Dislocated Worker program

Purpose: The purpose of the WIOA Dislocated Worker (DW) grants is to serve individuals and help employers meet their workforce needs. When individuals become dislocated workers because of job loss, mass layoffs, global trade dynamics or transitions in economic sectors, the WIOA DW program provides services to assist them in reentering the workforce.

Activities to be performed: WIOA specifies that most DW services will be provided through the American Job Center network, also known as one-stop career centers. Under the DW program, eligible individuals will receive career services, which are classified into two categories: basic and individualized services. While some job seekers may only need

self-service or other basic career services such as labor exchange services, others may need more comprehensive services, such as individualized services, which include career planning, and developing an individual employment plan outlining needs and goals of the job seeker. Participants will also receive training services linked to job opportunities in their communities. To promote customer choice and involvement in career decisions, participants use an Individual Training Account to select an appropriate training program from an eligible training provider list. WIOA also authorizes the provision of supportive services (e.g. transportation and childcare assistance) to enable an individual to participate in the program.

Expected Outcomes: The WIOA Dislocated Worker program outcomes are to ensure that individuals can access and receive the employment and training services they are eligible for, so that they may become employed or advance in employment. Grantees report performance measures of these outcomes, including the percentage of people employed in the second and fourth quarter after finishing.

Intended beneficiaries: Individuals who lose their jobs because of layoffs, global trade dynamics, or other economic transitions, such individuals who have received a notice of termination or layoff from employment, including a separation notice from active military services. Specific eligibility criteria are provided in WIOA sec 3(15).

Subrecipient Activities: The grantees may subaward funds from the DW program to provide individualized career services, training, as well as provide supportive services.

WIOA Youth program

Purpose: The purpose of the WIOA Youth grants is to provide resources for local workforce development areas to deliver comprehensive youth services that focus on assisting out-of-school youth and in-school youth, with one or more barriers to employment, prepare for employment and postsecondary education opportunities; attain educational and/or skills training credentials; and secure employment with career/promotional opportunities.

Activities to be performed: WIOA specifies that states provide resources for local workforce development areas to administer youth services. Local workforce development areas deliver comprehensive youth services to out-of-school youth and in-school youth. Services include: tutoring; alternative secondary school services; paid and unpaid work experiences, which include: summer and year round employment opportunities, pre-apprenticeship programs, internships and job shadowing, and on-the-job training; occupational skill training; education offered concurrently with workforce preparation and training; leadership development opportunities; supportive services; mentoring; follow-up services; comprehensive guidance and counseling; financial literacy education; entrepreneurial skills training; services that provide labor market and employment information; and postsecondary education and training preparation activities.

Expected Outcomes: The WIOA Youth program outcomes are to provide activities that lead to the attainment of a secondary school diploma or recognized post-secondary credential and/or employment.

Intended beneficiaries: Youth, between the ages of 14 and 24, with one or more of the following characteristics: low-income; basic skills deficient; English language learner; justice system involvement; homeless; runaway; in foster care; pregnant or parenting; individual with

a disability; or who requires additional assistance to complete an educational program.

Subrecipient Activities: Local workforce development agencies deliver comprehensive services to out-of-school and in-school youth to prepare them for postsecondary education and employment. Some of the types of service activities may include but are not limited to: tutoring; paid and unpaid work experiences, occupational skill training, follow-up services; and comprehensive guidance and counseling, and supportive services.

Wagner-Peyser Act Employment Service (ES)

Purpose: The purpose of the ES program is to bring together individuals looking for employment and employers looking for job seekers. The program does this by providing a variety of services, which are available to all individuals. The program provides job seekers with career services, including labor exchange services, job search assistance, workforce information, referrals to employment, and other assistance. Employers can use the ES to post job orders and obtain qualified applicants.

Activities to be performed: The ES is a universal access program that provides services to all individuals who need services. Allowable services include assessments of career interests, career guidance when appropriate, job search workshops, and referral to jobs or training as appropriate. Services offered to employers include referral of job seekers to job openings; matching job requirements with applicants' experience, skills and other attributes; helping with special recruitment needs; assisting employers with hard-to-fill job orders; assisting with job restructuring; and helping employers assist laid-off workers. Training services are not provided and not allowable under ES program.

Expected Outcomes: The ES program outcomes are to ensure that individuals are able to access and receive the services they need to overcome barriers to employment and reenter the workforce system as quickly as possible.

Intended beneficiaries: This is a universal access program that is available to all individuals.

Subrecipient Activities: The grantees may subaward funds to conduct LMI research as well as the provision of specific services such as assessments of career interests, career guidance, job search workshops, referral to jobs or training as appropriate, and others.

Workforce Information Grants to States (WIGS) program

Purpose: The purpose of this grant is to develop and disseminate essential state and local labor market information (LMI) for a range of customer groups: 1) job seekers; 2) businesses/employers; 3) workforce and labor market intermediaries such as employment, school, and career counselors, and case managers at American Job Centers, who help individuals find a job or make career decisions, or engage businesses seeking skilled workers; 4) program and service planners at educational institutions and community-based organizations; 5) policy makers, including state and local workforce development boards (WDBs); 6) partners, such as economic development entities and human resource professionals; and 7) other customers, including recipients of workforce development grants, researchers, commercial data providers, and the media.

Activities to be performed: Grantees must populate and maintain a database (the Workforce Information Database or WID), produce two types of public products (employment projections and a statewide economic analysis report), and ensure LMI staff are adequately trained. ETA also encourages grantees to produce other reports and data in addition to those

required. Grantees have wide discretion in both the topics and presentation format. These reports should include accurate data, actionable information, and resources that enable data users to make informed decisions about the reemployment, work-based learning, training, and career pathways strategies that lead to rapid reemployment and worker advancement along a continuum of high-demand and higher wage jobs.

Expected Outcomes: By performing these duties users of LMI will have sufficient information to make informed decisions regarding employment, careers, education, and training.

Intended Beneficiaries: Job seekers, employers, staff in American Job Centers, state and local WDBs, national/state/local policy makers, students, academic researchers, labor market analysts, and other users of LMI.

Subrecipient Activities: A state may use WIGS funding to work with a subrecipient to conduct a study or research an LMI topic when a state LMI office does not have sufficient staffing or knowledge to conduct the work themselves.

Appendix VII – Submission Requirements and Financial Reporting for Outlying Areas WIOA Title I Grant Consolidation

1. **Submission Requirements.** Under the Further Consolidated Appropriations Act, 2024, an outlying area may choose to consolidate WIOA title I funding for Program Year (PY) 2024. To apply for a consolidated award, an outlying area must submit an electronically signed copy of an SF- 424, Application for Federal Assistance, through Grants.gov for a single WIOA grant award under the Funding Opportunity Number listed below. Outlying areas that do not choose to consolidate funds must follow the same submission requirements as identified in Appendix VI for states.

- **ETA-TEGL-12-23-OA** [CFDA 17.290]

Attachment K provides the total PY (April/July) and FY (October) amounts available under a consolidated grant application for any outlying area requesting a consolidated grant. The electronically submitted SF-424 through Grants.gov constitutes an official signed document and reflects the amount for the consolidation of WIOA title I funding streams for an outlying area. The closing date for receipt of the SF-424 is 30 days from the issue of this TEGL.

For outlying areas whose consolidated grant application is approved, the PY 2024 WIOA Youth funds will be awarded during the period of availability beginning April 2024. The PY 2024 “base” allotment of WIOA Adult and Dislocated Worker funds will be awarded during the period of availability beginning July 2024. The FY 2025 “advance” allotment of WIOA Adult and Dislocated Worker funds will be awarded in the period of availability starting October 2024. *A copy of the executed PY 2024 WIOA Agreement will be available upon award of funds.*

In addition, Guam and Virgin Islands must submit an electronically signed SF-424, Application for Federal Assistance, through Grants.gov for **each** Wagner-Peyser Act Employment Service (ES) program under Funding Opportunity Numbers:

- **ETA-TEGL-12-23-ES** [CFDA 17.207]
- **ETA-TEGL-12-23-WIG** [CFDA 17.207]

Guam and Virgin Islands must follow the instructions in this TEGL to receive Workforce Information Grants to States (WIGS) funding, including submission of SF-424s. Note that WIGS have specific grant deliverable requirements not outlined in this document. A forthcoming TEGL will list these grant deliverable requirements for all WIGS grantees.

An electronically submitted SF-424 through Grants.gov constitutes an official signed document and must reflect the amount for **each** ES program and WIGS. The closing date for receipt of **each** ES program SF-424 is 30 days from the issue date of this TEGL.

ETA will award the ES program and WIGS funds in July 2024. *A copy of the executed PY 2024 ES Agreement will be available upon award of funds.*

2. Grants.gov Submission Process. Outlying areas must submit the SF-424, Application for Federal Assistance, through Grants.gov. Outlying areas needing to register with Grants.gov may do so here: <https://www.grants.gov/register>. Registration is a one-time process, and outlying areas that already have a Grants.gov account do not need to register again. To submit the required SF-424s, outlying areas must:

- Select the *SEARCH GRANTS* tab on the Grants.gov homepage.
- Under the section, *BASIC SEARCH CRITERIA*, states enter the Funding Opportunity Number referenced above in Section 1 of this appendix for the combined WIOA funding stream (i.e. “ETA-TEGL”). Guam and Virgin Islands will also enter in the Funding Opportunity Number for each of the two Wagner-Peyser funding streams.
- Select the link to the applicable Opportunity Number provided in the search results.
- Select the *PACKAGE* tab.
- Under the *ACTIONS* column, select *APPLY*.

Submitting the SF-424 through Grants.gov constitutes an electronically signed SF-424, Application for Federal Assistance. For WIOA Adult, Dislocated Worker, and Youth Outlying Areas Consolidated Grants and the Wagner-Peyser Act Employment Service grants (Guam and Virgin Islands), the Estimated Funding section of the SF-424 (item #18) must reflect the exact amount of the designated outlying area allotment, referenced in the attachments to this TEG. Additionally, Item #11 of the SF-424 must include the Catalog of Federal Domestic Assistance Number (CFDA) for the applicable WIOA funding stream, which is referenced above in Section 1. Also, Item #15 of the SF-424 must indicate the amount of Indirect Costs claimed by the recipient. Example: “*Indirect Costs for this award are estimated at \$19,000.*” (A dollar amount must be inserted even if it is \$0).

This submission process can be complicated and time-consuming. As such, the Department strongly encourages outlying areas to initiate the process as soon as possible, in order to allow time to resolve unanticipated technical problems.

As of April 4, 2022, the DUNS Number was replaced by a new, non-proprietary identifier requested in and assigned by SAM.gov. To learn more about this identifier called the Unique Entity Identifier (UEI), or the Entity ID, please visit the U.S. General Service Administration (GSA), Unique Entity Identifier Update webpage.

Before submitting, outlying areas must also ensure their registration with the System for Award Management (SAM) is current. (SAM replaced the Central Contractor Registry.) Instructions for registering with SAM can be found at <https://sam.gov/content/entity-registration>. An awardee must maintain an active SAM registration with current information at all times during which it has an active Federal award or an application under consideration. To remain registered in the SAM database after the initial registration, outlying areas must review and update the registration at least every 12 months from the date of initial registration. Failure to register with SAM and maintain an active account will result in Grants.gov rejecting your submission.

For technical issues encountered during application submission, outlying areas may call 800-

518-4726 to speak to a Customer Support Representative, or contact the email address found in https://gditshared.servicenow.com/hhs_grants. The Contact Center is open 24 hours a day, seven days a week, but closes on federal holidays.

Outlying areas should e-mail all submission questions to Janice Sheelor, Grants Management Specialist, at Sheelor.Janice@dol.gov. The email must reference the specific Funding Opportunity Number, and include a contact name, email address, and phone number.

- 3. Separate Grants.** For all states and outlying areas receiving WIOA and Wagner-Peyser formula grants, ETA has determined that it is necessary to de-couple programs that were previously awarded under a single grant prior to PY 2023 and execute them as separate awards as part of an ongoing effort to improve data quality and fulfill reporting requirements to USASpending.gov. Prior to PY 2023, the annual allotments for the three separate WIOA programs were distributed under a single grant award using the “AA” program identifier. Similarly, while the Wagner-Peyser ES Program grant and the Workforce Information Grants were distributed under a single grant award using the “ES” program identifier. Starting in PY 2023, ETA will award a separate grant to states and outlying areas for each WIOA and ES program unless an outlying area submits a consolidated grant application and is approved.

For the WIOA Adult, Dislocated Worker, and Youth Outlying Areas Consolidated Grant, this will result in a grant award as follows:

- PY 2024 WIOA Adult, Dislocated Worker, and Youth Outlying Areas Consolidated Grants and FY 2025 Advance funding under program identifier “AO.”

For the Employment Service programs for Guam and Virgin Islands, this will result in two separate grant awards as follows:

- Wagner-Peyser ES Program: PY 2024 ES funding under program identifier “WP.”
- Workforce Information Grants to States (WIGS): PY 2024 WIGS funding under program identifier “WG.”

- 4. Reporting.** For the WIOA formula programs consolidated grant, outlying areas are required to submit two ETA 9130 Basic quarterly financial status reports each quarter. One will cover funds received for the periods beginning in April and July (see Attachment K Totals Column for PY Apr/July). A separate report is required for the funds received for the period beginning in October (see Attachment K Totals Column for FY October). The WIOA quarterly financial reports cover financial data, in one report, for the sum of statewide Youth, statewide Adult, statewide Dislocated Worker, statewide Rapid Response (Dislocated Worker activities), local Youth, local Adult, and local Dislocated Worker activities. For many outlying areas, there may not be a distinction between “statewide” and “local” activities. The Department also requires Guam and Virgin Islands to submit the designated financial reports each quarter for the ES program funds and the WIGS funds. ETA will provide future guidance regarding any modified performance reporting requirements.

Please refer to published ETA guidance and instructions on the ETA Advisory publication page (<https://wdr.doleta.gov/directives/>).

5. Grant Award Descriptions.

WIOA Adult, Dislocated Worker, and Youth Outlying Areas Consolidated Grants

Purpose: The purpose of the WIOA Adult, Dislocated Worker, and Youth Outlying Areas Consolidated Grants is to serve individuals and help employers meet their workforce needs. This program enables workers to obtain good jobs by providing them with career services like job search assistance, training opportunities, and services to enter or re-enter the workforce. This program also can deliver comprehensive youth services that focus on assisting out-of-school youth and in-school youth, with one or more barriers to employment, prepare for employment and postsecondary education opportunities; attain educational and/or skills training credentials; and secure employment with career/promotional opportunities.

Activities to be performed: WIOA specifies that most WIOA services provided for the Adult, Dislocated Worker, and Youth programs, are delivered through the American Job Center network, also known as one-stop career centers. Outlying areas receiving a consolidated grant may use funds interchangeably between Adult, Youth, and Dislocated Worker programs.

Expected outcomes: Outcomes for the WIOA consolidated grants for outlying areas are to ensure that individuals can access and receive the employment and training services they are eligible for, so that they may become employed or advance in employment. For youth served, program outcomes are to provide activities that lead to the attainment of a secondary school diploma or recognized post-secondary credential and/or employment. Grantees report against performance measures for these outcomes. ETA will provide technical assistance regarding any modified performance reporting requirements.

Intended beneficiaries: Services provided under the WIOA Adult, Dislocated Worker, and Youth Outlying Areas Consolidated Grants are available to any individuals who would qualify for eligibility under the WIOA Title I Adult, Dislocated Worker, and Youth programs.

Subrecipient Activities: The grantees may subaward funds from the WIOA Adult, Dislocated Worker, and Youth Outlying Areas Consolidated Grants to provide individualized career services, training, supportive services and youth service activities including tutoring; paid and unpaid work experiences, occupational skill training, follow-up services; and comprehensive guidance and counseling, and supportive services.

Wagner-Peyser Act Employment Service (ES)

Purpose: The purpose of the ES program is to bring together individuals looking for employment and employers looking for job seekers. The program does this by providing a variety of services, which are available to all individuals. The program provides job seekers with career services, including labor exchange services, job search assistance, workforce information, referrals to employment, and other assistance. Employers can use the ES to post job orders and obtain qualified applicants.

Activities to be performed: The ES is a universal access program that provides services to all individuals who need services. Allowable services include assessments of career interests,

career guidance when appropriate, job search workshops, and referral to jobs or training as appropriate. Services offered to employers include referral of job seekers to job openings; matching job requirements with applicants' experience, skills and other attributes; helping with special recruitment needs; assisting employers with hard-to-fill job orders; assisting with job restructuring; and helping employers assist laid-off workers. Training services are not provided and not allowable under ES program.

Expected Outcomes: The ES program outcomes are to ensure that individuals are able to access and receive the services they need to overcome barriers to employment and reenter the workforce system as quickly as possible.

Intended beneficiaries: This is a universal access program that is available to all individuals.

Subrecipient Activities: The grantees may subaward funds to conduct LMI research as well as the provision of specific services such as assessments of career interests, career guidance, job search workshops, referral to jobs or training as appropriate, and others.

Workforce Information Grants to States (WIGS) program

Purpose: The purpose of this grant is to develop and disseminate essential state and local labor market information (LMI) for a range of customer groups: 1) job seekers; 2) businesses/employers; 3) workforce and labor market intermediaries such as employment, school, and career counselors, and case managers at American Job Centers, who help individuals find a job or make career decisions, or engage businesses seeking skilled workers; 4) program and service planners at educational institutions and community-based organizations; 5) policy makers, including state and local workforce development boards (WDBs); 6) partners, such as economic development entities and human resource professionals; and 7) other customers, including recipients of workforce development grants, researchers, commercial data providers, and the media.

Activities to be performed: Grantees must populate and maintain a database (the Workforce Information Database or WID), produce two types of public products (employment projections and a statewide economic analysis report), and ensure LMI staff are adequately trained. ETA also encourages grantees to produce other reports and data in addition to those required. Grantees have wide discretion in both the topics and presentation format. These reports should include accurate data, actionable information, and resources that enable data users to make informed decisions about the reemployment, work-based learning, training, and career pathways strategies that lead to rapid reemployment and worker advancement along a continuum of high-demand and higher wage jobs.

Expected Outcomes: By performing these duties users of LMI will have sufficient information to make informed decisions regarding employment, careers, education, and training.

Intended Beneficiaries: Job seekers, employers, staff in American Job Centers, state and local WDBs, national/state/local policy makers, students, academic researchers, labor market analysts, and other users of LMI.

Subrecipient Activities: A state may use WIGS funding to work with a subrecipient to conduct a study or research an LMI topic when a state LMI office does not have sufficient staffing or knowledge to conduct the work themselves.

The Workforce Innovation and Opportunity Act (Public Law 113-128)*

PROGRAM YEAR 2024 FUNDING

*PY 2024 WIOA funding is made available through the Further Consolidated Appropriations Act, 2024 (Public Law 118-47) dated March 23, 2024.** Pursuant to the Act, ETA reserved \$8,322,000 of the funding appropriated for Training and Employment Services (TES) from the Youth, Adult and Dislocated Worker programs for evaluations and program integrity activities before allotments to states were calculated.*

BASE (PY 2024)	ADVANCE (FY 2025)
Appropriated and made available on April 1 and July 1 through the Act, dated March 23, 2024.	Funded in the Act, enacted March 23, 2024 but not made available until October 1, 2024. The FY 2025 appropriation can enact rescissions or temporary reductions on these funds.
PY 2024 Allotments = Base (PY 2024) + Advance (FY 2025)	

April 1, 2024 Release 100% of Program Year 2024 Youth funds	PY 2024 Youth Allotments
---	---------------------------------

July 1, 2024 Release approximately 20% of Program Year 2024 Adult funds	October 1, 2024 Release approximately 80% of Program Year 2024 Adult funds or when the FY 2025 appropriation passes.
PY 2024 Adult Allotments	

July 1, 2024 Release approximately 22% of Program Year 2024 Dislocated Worker funds	October 1, 2024 Release approximately 78% of Program Year 2024 Dislocated Worker funds or when the FY 2025 appropriation passes.
PY 2024 Dislocated Worker Allotments	

FY 2025 Advance funds are available for obligations and expenditures on or after October 1, 2024. Delays in issuing the FY 2025 Advance funds may occur if there is a no approved DOL (budget) appropriation.

* **Authorizing legislation** such as WIOA Public Law 113-128 establishes policies and funding limits for programs and agencies.
 ** **Appropriations legislation** gives Departments authority to obligate and expend federal funds related to the program authorizations. Appropriations can further restrict the purpose, time, and amount of the program authorizations and through the Anti-Deficiency Act, Departments are prohibited from overobligating or overspending an appropriation. Appropriations legislation would include the Further Consolidated Appropriations Act, 2024 (Public Law 118-47) enacted March 23, 2024.

U. S. Department of Labor
Employment and Training Administration

Workforce Innovation and Opportunity Act (WIOA) and Wagner-Peyser Act Statutory Formulas for State Allotments

State Allotment Formula Descriptions – FOR INFORMATION ONLY

WIOA Youth Activities

Formula:

1/3: State relative share of total unemployed in areas of substantial unemployment (ASU) (average 12 months ending 6/30)

1/3: State relative share of excess unemployed (average 12 months ending 6/30)

1/3: State relative share of disadvantaged youth (American Community Survey 2016-2020)

Minimums:

- (a) If total amount available for States is \$1 billion or less:
State allotment cannot be less than
 - (1) 90 percent of State relative share of prior year funding
 - (2) 0.25 percent of total available funds for States
- (b) If total amount available for States exceeds \$1 billion:
State allotment cannot be less than
 - (1) 90 percent of State relative share of prior year funding
 - (2) 2014 allotment amount (Not applicable for Adult minimum)
 - (3) 0.3 percent of first \$1 billion plus 0.4 percent of amount over \$1 billion

Maximum:

130% of State relative share of prior year funding

WIOA Adult Activities

Same as Youth Activities, except

- (a) Formula uses disadvantaged ADULTS instead of YOUTH
- (b) Threshold for selecting minimum provisions is \$960 million instead of \$1 billion

WIOA Dislocated Workers

Formula:

1/3: State relative share of total unemployed (average 12 months ending 09/30)

1/3: State relative share of excess unemployed (average 12 months ending 09/30)

1/3: State relative share of long-term unemployed (average 12 months ending 09/30)

Minimum: 90 percent of State relative share of prior year funding

Maximum: 130 percent of State relative share of prior year funding

Employment Service (Wagner-Peyser Act)

Formula for 97% of funds:

2/3: State relative share of civilian labor force (average 12 months ending 9/30 (preliminary) or 12/31 (final))

1/3: State relative share of total unemployment (average 12 months ending 9/30 (preliminary) or 12/31 (final))

Minimums:

- (a) 90 percent of State relative share of prior year funding
- (b) 0.28 percent of total available funds for States

Maximum: None

Distribution of 3% of funds:

- (1) States with civilian labor force below 1 million and under the national median civilian labor force density receive an amount which, when added to their share of the 97 percent portion, will result in an amount equal to 100 percent of their relative share of the prior year funding.
- (2) Remaining States losing in relative share receive a share of the remaining funds prorated based on the amount needed to achieve 100 percent of their relative share of prior year funding.

Formula Data Factor Definitions

WIOA Youth and Adults Programs

ASU: contiguous areas with unemployment rate of 6.5 percent or more

Excess unemployed: higher of:

- (1) excess unemployed (unemployment in excess of 4.5 percent) in ASU's; or
- (2) excess unemployed (unemployment in excess of 4.5 percent) in all areas

Disadvantaged adults: individuals, age 22-72, meeting (or member of family meeting):

Census poverty level or
70 percent of lower living standard income level (LLSIL).

Disadvantaged youth: individuals, age 16-21, meeting (or member of family meeting):

Census poverty level or
70 percent of lower living standard income level (LLSIL).

WIOA Dislocated Workers Program

Excess unemployed: unemployment in excess of 4.5 percent

Long-term unemployed: number unemployed 15 or more weeks

Employment Service (Wagner-Peyser) - Self-explanatory

U. S. Department of Labor
Employment and Training Administration

FOR USE IN SUB-STATE ALLOCATION FORMULAS

Workforce Innovation and Opportunity Act (WIOA) Statutory and Discretionary Formulas for Sub State Allocations

Sub-State Allocations Statutory Formula Descriptions

WIOA Youth Activities

Formula:

- 1/3: Local area relative share of total unemployed in areas of substantial unemployment (ASU) (average 12 months ending 6/30)
- 1/3: Local area relative share of excess unemployed (average 12 months ending 6/30)
- 1/3: Local area relative share of disadvantaged youth (American Community Survey 2016-2020)

Minimums:

A local area may not receive an allocation percentage that is less than 90 percent of the average allocation percentage of the past 2 years.

Maximum: Not allowed

WIOA Adult Activities

Same as Youth Activities, except
Formula uses disadvantaged ADULTS instead of YOUTH

WIOA Dislocated Workers

Formula:

Funds to local areas must be allocated based on a formula created by the Governor using the following 6 data factors:

- Insured unemployment data
- Unemployment concentrations
- Plant closing and mass layoff data
- Declining industries data
- Farmer-rancher economic hardship data
- Long-term unemployment data

The formula will use the most appropriate data available

Weighting a factor zero is not permitted unless a rational is presented in an approved State Plan.

Minimum:

A local area may not receive an allocation percentage that is less than 90 percent of the average allocation percentage of the past 2 years.

Maximum: Not required, but allowed

Sub-State Allocations Discretionary Formula Descriptions for Youth and Adult Activities

WIOA Youth Activities

Formula:

No less than 70 percent of the funds will be distributed as stated in the statutory formula;

- 1/3: Local area relative share of total unemployed in areas of substantial unemployment (ASU) (average 12 months ending 6/30)
- 1/3: Local area relative share of excess unemployed (average 12 months ending 6/30)
- 1/3: Local area relative share of disadvantaged youth (American Community Survey 2016-2020)

No more than 30 percent of the remaining funds will be distributed using additional data related to **both**:

- (1) Excess youth poverty in urban, rural, and suburban local areas; **and**
- (2) Excess unemployment above the State average in urban, rural, and suburban local areas

Minimums:

Statutory formula minimum must be applied to 70 percent or greater funds, or to the entire allocation.

Maximum: Not allowed

WIOA Adult Activities

Same as Youth Activities, except Formula uses disadvantaged ADULTS instead of YOUTH **and** EXCESS POVERTY instead of excess YOUTH poverty

Formula Data Factor Definitions

WIOA Youth and Adults Programs

ASU: contiguous areas with unemployment rate of 6.5 percent or more

Excess unemployed: higher of:

- (1) excess unemployed (unemployment in excess of 4.5 percent) in ASU's; or
- (2) excess unemployed (unemployment in excess of 4.5 percent) in all areas

Disadvantaged adults: individuals, age 22-72, meeting (or member of family meeting):

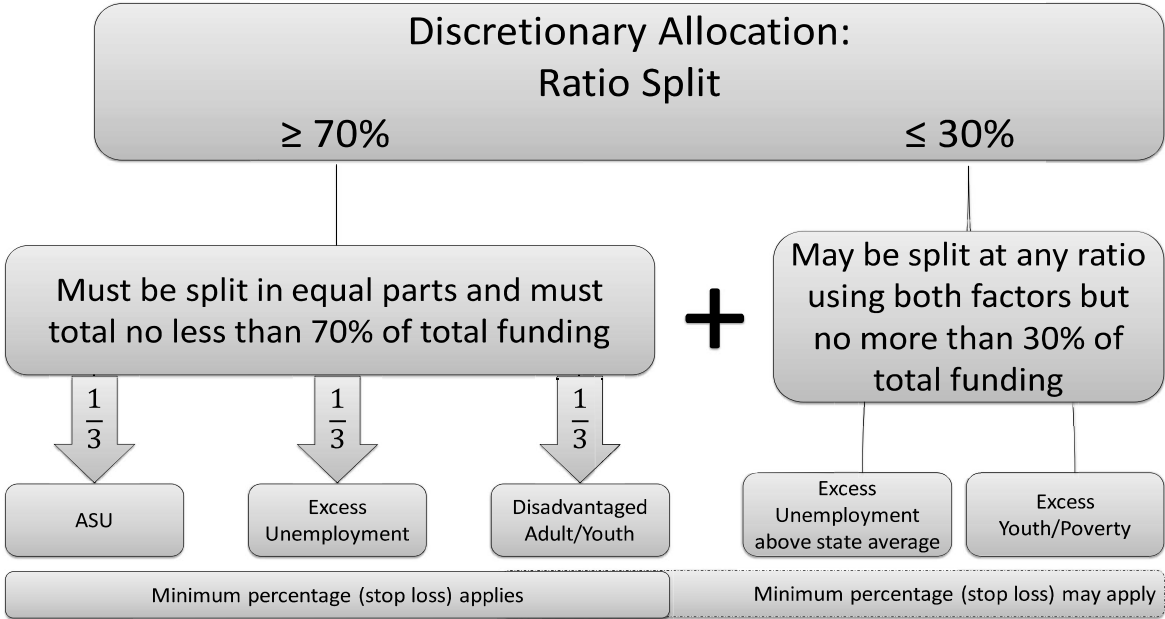
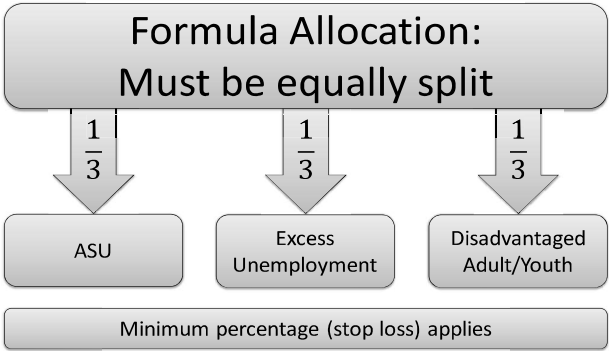
Census poverty level or 70 percent of lower living standard income level (LLSIL).

Disadvantaged youth: individuals, age 16-21, meeting (or member of family meeting):

Census poverty level or 70 percent of lower living standard income level (LLSIL).

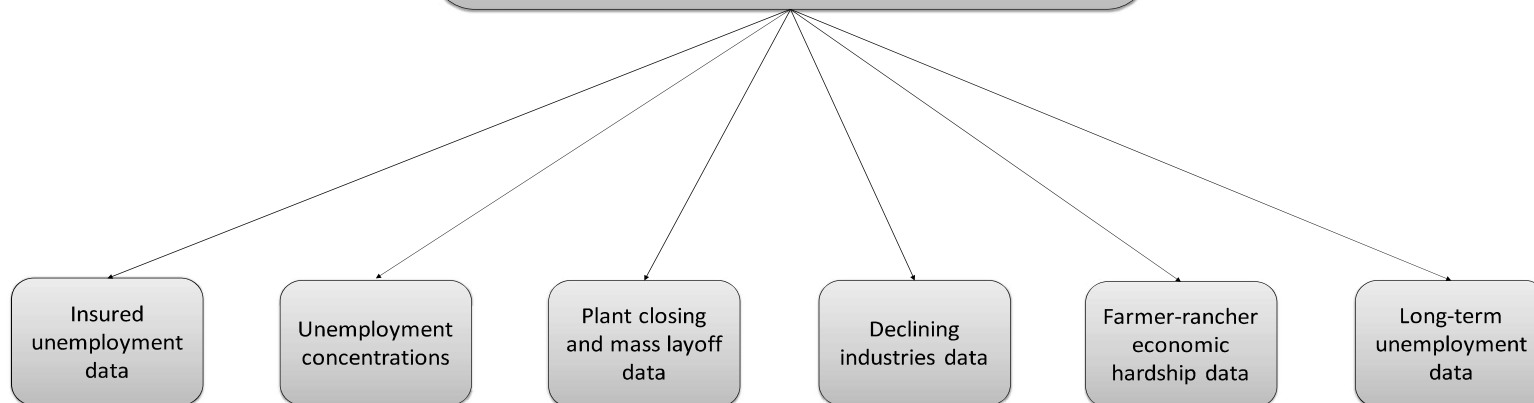
WIOA Youth and Adult Sub-State Allocations:
*Must be allocated to local areas per
Formula or Discretionary rules*

States must choose one of
these allocation methods



WIOA Dislocated Worker Sub-State Allocations:
*Must be allocated to local areas per
Formula created by the Governor*

States must use the following
six data factors using the most
appropriate data available



Sum of the weights of the six data factors must add up to 100 percent

Minimum percentage (stop loss) applies

Maximum percentage (stop gain) not required but may apply

Weighting a factor zero is not permitted unless a rationale is presented in an approved State Plan

U.S. Department of Labor
Employment and Training Administration
WIOA Youth Activities State Allotments
Comparison of PY 2024 Allotments vs PY 2023 Allotments

State	PY 2023	PY 2024	Difference	% Difference
Total	\$943,575,800	\$944,073,800	\$498,000	0.05%
Alabama	10,411,891	9,375,648	(1,036,243)	-9.95%
Alaska	3,824,865	3,444,195	(380,670)	-9.95%
Arizona	25,423,422	22,893,156	(2,530,266)	-9.95%
Arkansas	5,543,794	5,253,909	(289,885)	-5.23%
California	142,969,572	146,040,343	3,070,771	2.15%
Colorado	12,528,434	11,281,542	(1,246,892)	-9.95%
Connecticut	12,065,981	10,865,114	(1,200,867)	-9.95%
Delaware	2,959,957	3,525,562	565,605	19.11%
District of Columbia	3,859,211	4,090,376	231,165	5.99%
Florida	39,224,930	35,321,069	(3,903,861)	-9.95%
Georgia	15,912,317	15,822,523	(89,794)	-0.56%
Hawaii	3,760,088	3,385,865	(374,223)	-9.95%
Idaho	2,358,998	2,366,901	7,903	0.34%
Illinois	43,578,256	49,301,027	5,722,771	13.13%
Indiana	14,093,876	14,430,689	336,813	2.39%
Iowa	5,652,031	5,089,513	(562,518)	-9.95%
Kansas	4,551,053	4,670,333	119,280	2.62%
Kentucky	12,961,971	14,858,922	1,896,951	14.63%
Louisiana	14,121,001	12,996,041	(1,124,960)	-7.97%
Maine	2,821,164	2,540,388	(280,776)	-9.95%
Maryland	18,022,572	16,228,876	(1,793,696)	-9.95%
Massachusetts	21,018,238	18,926,398	(2,091,840)	-9.95%
Michigan	34,408,717	34,257,716	(151,001)	-0.44%
Minnesota	9,597,650	8,642,444	(955,206)	-9.95%
Mississippi	9,566,263	8,614,181	(952,082)	-9.95%
Missouri	11,203,397	10,088,379	(1,115,018)	-9.95%
Montana	2,317,747	2,318,970	1,223	0.05%
Nebraska	2,673,645	2,787,681	114,036	4.27%
Nevada	10,809,613	14,059,914	3,250,301	30.07%
New Hampshire	2,440,587	2,318,970	(121,617)	-4.98%
New Jersey	26,580,977	23,935,505	(2,645,472)	-9.95%
New Mexico	8,661,716	7,799,659	(862,057)	-9.95%
New York	71,279,759	68,357,497	(2,922,262)	-4.10%
North Carolina	24,201,171	27,096,137	2,894,966	11.96%
North Dakota	2,317,747	2,318,970	1,223	0.05%
Ohio	34,281,322	37,831,696	3,550,374	10.36%
Oklahoma	6,876,800	6,192,386	(684,414)	-9.95%
Oregon	9,505,398	12,363,539	2,858,141	30.07%
Pennsylvania	42,912,756	43,332,595	419,839	0.98%
Puerto Rico	21,554,940	19,409,685	(2,145,255)	-9.95%
Rhode Island	3,321,932	2,991,317	(330,615)	-9.95%
South Carolina	9,325,293	8,960,487	(364,806)	-3.91%
South Dakota	2,317,747	2,318,970	1,223	0.05%
Tennessee	14,138,571	14,716,454	577,883	4.09%
Texas	91,789,734	96,383,731	4,593,997	5.00%
Utah	3,512,938	3,273,389	(239,549)	-6.82%
Vermont	2,317,747	2,318,970	1,223	0.05%
Virginia	14,550,947	13,102,764	(1,448,183)	-9.95%
Washington	19,134,328	22,795,157	3,660,829	19.13%
West Virginia	5,499,645	4,952,293	(547,352)	-9.95%
Wisconsin	10,018,152	9,021,095	(997,057)	-9.95%
Wyoming	2,317,747	2,318,970	1,223	0.05%
State Total	927,098,608	927,587,911	489,303	0.05%
American Samoa	322,923	335,753	12,830	3.97%
Guam	886,216	921,426	35,210	3.97%
Northern Marianas	414,942	430,280	15,338	3.70%
Palau	75,000	75,000	0	0.00%
Virgin Islands	624,474	562,323	(62,151)	-9.95%
Outlying Areas Total	2,323,555	2,324,782	1,227	0.05%
Native Americans	14,153,637	14,161,107	7,470	0.05%

U.S. Department of Labor
Employment and Training Administration
WIOA Adult Activities State Allotments
Comparison of PY 2024 Allotments vs PY 2023 Allotments

State	PY 2023	PY 2024	Difference	% Difference
Total	\$882,925,000	\$883,298,000	\$373,000	0.04%
Alabama	10,103,726	9,097,195	(1,006,531)	-9.96%
Alaska	3,592,966	3,235,035	(357,931)	-9.96%
Arizona	24,088,343	21,688,667	(2,399,676)	-9.96%
Arkansas	5,361,433	5,096,827	(264,606)	-4.94%
California	137,974,143	141,158,847	3,184,704	2.31%
Colorado	11,389,512	10,254,891	(1,134,621)	-9.96%
Connecticut	10,953,250	9,862,090	(1,091,160)	-9.96%
Delaware	2,853,613	3,396,064	542,451	19.01%
District of Columbia	3,499,134	3,702,153	203,019	5.80%
Florida	40,126,592	36,129,189	(3,997,403)	-9.96%
Georgia	15,275,638	15,139,316	(136,322)	-0.89%
Hawaii	3,803,223	3,424,347	(378,876)	-9.96%
Idaho	2,201,794	2,202,724	930	0.04%
Illinois	41,284,587	46,792,452	5,507,865	13.34%
Indiana	12,955,282	12,605,374	(349,908)	-2.70%
Iowa	4,080,702	3,674,183	(406,519)	-9.96%
Kansas	3,861,076	3,476,436	(384,640)	-9.96%
Kentucky	12,635,450	14,461,637	1,826,187	14.45%
Louisiana	13,875,218	12,836,147	(1,039,071)	-7.49%
Maine	2,591,045	2,332,926	(258,119)	-9.96%
Maryland	17,396,744	15,663,684	(1,733,060)	-9.96%
Massachusetts	18,040,385	16,243,206	(1,797,179)	-9.96%
Michigan	31,989,992	31,901,181	(88,811)	-0.28%
Minnesota	8,120,707	7,311,724	(808,983)	-9.96%
Mississippi	9,171,420	8,257,765	(913,655)	-9.96%
Missouri	10,386,320	9,351,637	(1,034,683)	-9.96%
Montana	2,201,794	2,202,724	930	0.04%
Nebraska	2,201,794	2,202,724	930	0.04%
Nevada	10,557,658	13,730,754	3,173,096	30.05%
New Hampshire	2,318,490	2,202,724	(115,766)	-4.99%
New Jersey	25,950,239	23,365,082	(2,585,157)	-9.96%
New Mexico	8,347,447	7,515,876	(831,571)	-9.96%
New York	69,333,637	66,698,940	(2,634,697)	-3.80%
North Carolina	22,972,996	25,763,380	2,790,384	12.15%
North Dakota	2,201,794	2,202,724	930	0.04%
Ohio	31,949,569	35,199,578	3,250,009	10.17%
Oklahoma	6,515,962	5,866,843	(649,119)	-9.96%
Oregon	9,259,978	12,043,057	2,783,079	30.05%
Pennsylvania	39,877,363	40,343,724	466,361	1.17%
Puerto Rico	22,385,642	20,155,589	(2,230,053)	-9.96%
Rhode Island	2,871,414	2,585,364	(286,050)	-9.96%
South Carolina	9,001,080	8,672,410	(328,670)	-3.65%
South Dakota	2,201,794	2,202,724	930	0.04%
Tennessee	13,853,614	14,430,633	577,019	4.17%
Texas	86,292,577	90,806,962	4,514,385	5.23%
Utah	2,737,000	2,464,341	(272,659)	-9.96%
Vermont	2,201,794	2,202,724	930	0.04%
Virginia	13,604,402	12,249,134	(1,355,268)	-9.96%
Washington	18,038,932	21,854,025	3,815,093	21.15%
West Virginia	5,382,213	4,846,038	(536,175)	-9.96%
Wisconsin	8,644,415	7,783,260	(861,155)	-9.96%
Wyoming	2,201,794	2,202,724	930	0.04%
State Total	880,717,687	881,089,755	372,068	0.04%
American Samoa	306,253	318,370	12,117	3.96%
Guam	840,469	873,724	33,255	3.96%
Northern Marianas	393,455	408,004	14,549	3.70%
Palau	75,000	75,000	0	0.00%
Virgin Islands	592,136	533,147	(58,989)	-9.96%
Outlying Areas Total	2,207,313	2,208,245	932	0.04%

U.S. Department of Labor
Employment and Training Administration
**WIOA Adult Activities
PY 2024 State Allotments**

State	Total	7/1/2024	10/1/2024
Total	\$883,298,000	\$173,649,000	\$709,649,000
Alabama	9,097,195	1,788,432	7,308,763
Alaska	3,235,035	635,981	2,599,054
Arizona	21,688,667	4,263,811	17,424,856
Arkansas	5,096,827	1,001,994	4,094,833
California	141,158,847	27,750,649	113,408,198
Colorado	10,254,891	2,016,026	8,238,865
Connecticut	9,862,090	1,938,804	7,923,286
Delaware	3,396,064	667,638	2,728,426
District of Columbia	3,702,153	727,812	2,974,341
Florida	36,129,189	7,102,696	29,026,493
Georgia	15,139,316	2,976,263	12,163,053
Hawaii	3,424,347	673,198	2,751,149
Idaho	2,202,724	433,037	1,769,687
Illinois	46,792,452	9,199,005	37,593,447
Indiana	12,605,374	2,478,111	10,127,263
Iowa	3,674,183	722,314	2,951,869
Kansas	3,476,436	683,438	2,792,998
Kentucky	14,461,637	2,843,037	11,618,600
Louisiana	12,836,147	2,523,479	10,312,668
Maine	2,332,926	458,634	1,874,292
Maryland	15,663,684	3,079,349	12,584,335
Massachusetts	16,243,206	3,193,278	13,049,928
Michigan	31,901,181	6,271,505	25,629,676
Minnesota	7,311,724	1,437,424	5,874,300
Mississippi	8,257,765	1,623,408	6,634,357
Missouri	9,351,637	1,838,454	7,513,183
Montana	2,202,724	433,037	1,769,687
Nebraska	2,202,724	433,037	1,769,687
Nevada	13,730,754	2,699,351	11,031,403
New Hampshire	2,202,724	433,037	1,769,687
New Jersey	23,365,082	4,593,380	18,771,702
New Mexico	7,515,876	1,477,558	6,038,318
New York	66,698,940	13,112,454	53,586,486
North Carolina	25,763,380	5,064,865	20,698,515
North Dakota	2,202,724	433,037	1,769,687
Ohio	35,199,578	6,919,943	28,279,635
Oklahoma	5,866,843	1,153,372	4,713,471
Oregon	12,043,057	2,367,564	9,675,493
Pennsylvania	40,343,724	7,931,239	32,412,485
Puerto Rico	20,155,589	3,962,420	16,193,169
Rhode Island	2,585,364	508,261	2,077,103
South Carolina	8,672,410	1,704,923	6,967,487
South Dakota	2,202,724	433,037	1,769,687
Tennessee	14,430,633	2,836,942	11,593,691
Texas	90,806,962	17,851,890	72,955,072
Utah	2,464,341	484,469	1,979,872
Vermont	2,202,724	433,037	1,769,687
Virginia	12,249,134	2,408,077	9,841,057
Washington	21,854,025	4,296,319	17,557,706
West Virginia	4,846,038	952,691	3,893,347
Wisconsin	7,783,260	1,530,124	6,253,136
Wyoming	2,202,724	433,037	1,769,687
State Total	881,089,755	173,214,878	707,874,877
American Samoa	318,370	62,589	255,781
Guam	873,724	171,767	701,957
Northern Marianas	408,004	80,210	327,794
Palau	75,000	14,744	60,256
Virgin Islands	533,147	104,812	428,335
Outlying Areas Total	2,208,245	434,122	1,774,123

U.S. Department of Labor
Employment and Training Administration
WIOA Dislocated Worker Activities State Allotments
Comparison of PY 2024 Allotments vs PY 2023 Allotments

State	PY 2023	PY 2024	Difference	% Difference
Total	\$1,417,357,000	\$1,393,572,000	(\$23,785,000)	-1.68%
Alabama	13,164,128	12,337,631	(826,497)	-6.28%
Alaska	6,376,097	5,876,555	(499,542)	-7.83%
Arizona	30,156,226	28,315,755	(1,840,471)	-6.10%
Arkansas	4,589,216	4,522,192	(67,024)	-1.46%
California	158,397,875	158,507,519	109,644	0.07%
Colorado	14,671,719	14,090,453	(581,266)	-3.96%
Connecticut	12,320,319	11,806,402	(513,917)	-4.17%
Delaware	2,561,280	2,517,108	(44,172)	-1.72%
District of Columbia	12,150,262	12,090,836	(59,426)	-0.49%
Florida	42,843,586	41,440,429	(1,403,157)	-3.28%
Georgia	27,915,478	26,713,274	(1,202,204)	-4.31%
Hawaii	2,556,829	2,534,139	(22,690)	-0.89%
Idaho	2,007,847	2,611,276	603,429	30.05%
Illinois	61,967,225	58,810,914	(3,156,311)	-5.09%
Indiana	12,498,913	12,352,607	(146,306)	-1.17%
Iowa	4,124,399	5,363,928	1,239,529	30.05%
Kansas	3,796,262	3,797,394	1,132	0.03%
Kentucky	12,152,376	11,706,885	(445,491)	-3.67%
Louisiana	15,423,284	14,645,250	(778,034)	-5.04%
Maine	2,056,296	2,027,635	(28,661)	-1.39%
Maryland	15,785,149	14,981,809	(803,340)	-5.09%
Massachusetts	20,790,363	19,860,355	(930,008)	-4.47%
Michigan	28,698,440	27,746,873	(951,567)	-3.32%
Minnesota	8,644,757	8,545,279	(99,478)	-1.15%
Mississippi	12,778,348	11,917,714	(860,634)	-6.74%
Missouri	10,047,765	9,804,128	(243,637)	-2.42%
Montana	1,464,503	1,435,624	(28,879)	-1.97%
Nebraska	1,840,202	1,827,388	(12,814)	-0.70%
Nevada	19,863,366	25,833,014	5,969,648	30.05%
New Hampshire	1,943,190	1,911,623	(31,567)	-1.62%
New Jersey	33,449,845	32,469,628	(980,217)	-2.93%
New Mexico	19,466,660	17,841,270	(1,625,390)	-8.35%
New York	108,043,045	101,745,387	(6,297,658)	-5.83%
North Carolina	21,512,837	21,045,970	(466,867)	-2.17%
North Dakota	745,664	740,881	(4,783)	-0.64%
Ohio	28,150,420	27,235,792	(914,628)	-3.25%
Oklahoma	5,630,710	5,580,181	(50,529)	-0.90%
Oregon	9,577,767	9,412,925	(164,842)	-1.72%
Pennsylvania	55,648,335	52,261,354	(3,386,981)	-6.09%
Puerto Rico	83,334,615	108,379,632	25,045,017	30.05%
Rhode Island	3,257,943	3,120,263	(137,680)	-4.23%
South Carolina	10,803,123	10,522,345	(280,778)	-2.60%
South Dakota	1,212,439	1,159,463	(52,976)	-4.37%
Tennessee	13,232,879	12,944,745	(288,134)	-2.18%
Texas	76,447,629	74,893,848	(1,553,781)	-2.03%
Utah	3,226,544	4,196,235	969,691	30.05%
Vermont	922,108	896,318	(25,790)	-2.80%
Virginia	12,979,165	12,811,909	(167,256)	-1.29%
Washington	20,409,533	19,751,767	(657,766)	-3.22%
West Virginia	9,730,541	9,022,367	(708,174)	-7.28%
Wisconsin	9,973,277	9,838,615	(134,662)	-1.35%
Wyoming	922,221	910,116	(12,105)	-1.31%
State Total	1,092,263,000	1,092,713,000	450,000	0.04%
American Samoa	491,627	502,290	10,663	2.17%
Guam	1,349,203	1,378,467	29,264	2.17%
Northern Marianas	631,612	643,704	12,092	1.91%
Palau	120,397	118,327	(2,070)	-1.72%
Virgin Islands	950,554	841,142	(109,412)	-11.51%
Outlying Areas Total	3,543,393	3,483,930	(59,463)	-1.68%
National Reserve*	321,550,607	297,375,070	(24,175,537)	-7.52%

* The PY 2023 Dislocated Worker National Reserve amount reflects the initial appropriation; however, the Further Consolidated Appropriations Act, 2024 (P.L. 118-47) contained a \$75M rescission to the Dislocated Worker National Reserve, decreasing funding in that category to \$246,550,607.

U. S. Department of Labor
Employment and Training Administration
WIOA Dislocated Worker Activities
PY 2024 State Allotments

State	Total	7/1/2024	10/1/2024
Total	\$1,393,572,000	\$336,412,000	\$1,057,160,000
Alabama	12,337,631	2,659,588	9,678,043
Alaska	5,876,555	1,266,792	4,609,763
Arizona	28,315,755	6,103,946	22,211,809
Arkansas	4,522,192	974,836	3,547,356
California	158,507,519	34,169,010	124,338,509
Colorado	14,090,453	3,037,438	11,053,015
Connecticut	11,806,402	2,545,072	9,261,330
Delaware	2,517,108	542,606	1,974,502
District of Columbia	12,090,836	2,606,387	9,484,449
Florida	41,440,429	8,933,194	32,507,235
Georgia	26,713,274	5,758,504	20,954,770
Hawaii	2,534,139	546,277	1,987,862
Idaho	2,611,276	562,905	2,048,371
Illinois	58,810,914	12,677,700	46,133,214
Indiana	12,352,607	2,662,816	9,689,791
Iowa	5,363,928	1,156,287	4,207,641
Kansas	3,797,394	818,593	2,978,801
Kentucky	11,706,885	2,523,620	9,183,265
Louisiana	14,645,250	3,157,034	11,488,216
Maine	2,027,635	437,091	1,590,544
Maryland	14,981,809	3,229,585	11,752,224
Massachusetts	19,860,355	4,281,240	15,579,115
Michigan	27,746,873	5,981,314	21,765,559
Minnesota	8,545,279	1,842,081	6,703,198
Mississippi	11,917,714	2,569,067	9,348,647
Missouri	9,804,128	2,113,448	7,690,680
Montana	1,435,624	309,473	1,126,151
Nebraska	1,827,388	393,925	1,433,463
Nevada	25,833,014	5,568,749	20,264,265
New Hampshire	1,911,623	412,083	1,499,540
New Jersey	32,469,628	6,999,384	25,470,244
New Mexico	17,841,270	3,845,991	13,995,279
New York	101,745,387	21,932,961	79,812,426
North Carolina	21,045,970	4,536,819	16,509,151
North Dakota	740,881	159,710	581,171
Ohio	27,235,792	5,871,141	21,364,651
Oklahoma	5,580,181	1,202,904	4,377,277
Oregon	9,412,925	2,029,117	7,383,808
Pennsylvania	52,261,354	11,265,830	40,995,524
Puerto Rico	108,379,632	23,363,086	85,016,546
Rhode Island	3,120,263	672,626	2,447,637
South Carolina	10,522,345	2,268,272	8,254,073
South Dakota	1,159,463	249,942	909,521
Tennessee	12,944,745	2,790,461	10,154,284
Texas	74,893,848	16,144,651	58,749,197
Utah	4,196,235	904,570	3,291,665
Vermont	896,318	193,217	703,101
Virginia	12,811,909	2,761,826	10,050,083
Washington	19,751,767	4,257,832	15,493,935
West Virginia	9,022,367	1,944,926	7,077,441
Wisconsin	9,838,615	2,120,882	7,717,733
Wyoming	910,116	196,191	713,925
State Total	1,092,713,000	235,553,000	857,160,000
American Samoa	502,290	168,386	333,904
Guam	1,378,467	462,112	916,355
Northern Marianas	643,704	215,793	427,911
Palau	118,327	39,668	78,659
Virgin Islands	841,142	281,982	559,160
Outlying Areas Total	3,483,930	1,167,941	2,315,989
National Reserve Total	297,375,070	99,691,059	197,684,011

U. S. Department of Labor
Employment and Training Administration
Employment Service (Wagner-Peyser)
PY 2024 vs PY 2023 Allotments

State	PY 2023	PY 2024	Difference	% Difference
Total	\$677,531,500	\$672,893,000	(\$4,638,500)	-0.68%
Alabama	8,157,290	7,994,781	(162,509)	-1.99%
Alaska	7,365,091	7,314,668	(50,423)	-0.68%
Arizona	14,367,195	14,239,498	(127,697)	-0.89%
Arkansas	5,068,542	4,999,917	(68,625)	-1.35%
California	81,499,358	80,695,511	(803,847)	-0.99%
Colorado	12,513,087	12,238,027	(275,060)	-2.20%
Connecticut	7,546,077	7,419,418	(126,659)	-1.68%
Delaware	2,041,275	2,017,779	(23,496)	-1.15%
District of Columbia	1,924,337	1,904,601	(19,736)	-1.03%
Florida	38,791,016	38,458,248	(332,768)	-0.86%
Georgia	18,884,035	19,214,067	330,032	1.75%
Hawaii	2,811,112	2,718,323	(92,789)	-3.30%
Idaho	6,136,431	6,094,420	(42,011)	-0.68%
Illinois	26,805,431	26,439,971	(365,460)	-1.36%
Indiana	12,198,042	12,472,800	274,758	2.25%
Iowa	6,083,922	6,042,244	(41,678)	-0.69%
Kansas	5,370,575	5,313,527	(57,048)	-1.06%
Kentucky	8,028,686	7,958,398	(70,288)	-0.88%
Louisiana	8,511,466	8,313,405	(198,061)	-2.33%
Maine	3,649,278	3,624,294	(24,984)	-0.68%
Maryland	12,638,485	12,221,314	(417,171)	-3.30%
Massachusetts	14,841,028	14,419,020	(422,008)	-2.84%
Michigan	19,625,843	19,411,416	(214,427)	-1.09%
Minnesota	10,868,056	10,827,663	(40,393)	-0.37%
Mississippi	5,186,386	5,015,194	(171,192)	-3.30%
Missouri	11,219,804	11,080,052	(139,752)	-1.25%
Montana	5,014,722	4,980,390	(34,332)	-0.68%
Nebraska	4,489,626	4,341,432	(148,194)	-3.30%
Nevada	6,814,792	6,913,847	99,055	1.45%
New Hampshire	2,625,284	2,576,103	(49,181)	-1.87%
New Jersey	18,623,063	19,083,930	460,867	2.47%
New Mexico	5,627,402	5,588,876	(38,526)	-0.68%
New York	39,960,265	39,348,644	(611,621)	-1.53%
North Carolina	19,548,712	19,364,936	(183,776)	-0.94%
North Dakota	5,106,489	5,071,529	(34,960)	-0.68%
Ohio	22,892,147	22,471,826	(420,321)	-1.84%
Oklahoma	6,825,929	6,879,212	53,283	0.78%
Oregon	8,641,616	8,477,061	(164,555)	-1.90%
Pennsylvania	25,998,063	25,495,368	(502,695)	-1.93%
Puerto Rico	5,882,119	5,746,432	(135,687)	-2.31%
Rhode Island	2,217,710	2,163,331	(54,379)	-2.45%
South Carolina	8,820,458	8,736,992	(83,466)	-0.95%
South Dakota	4,719,570	4,687,259	(32,311)	-0.68%
Tennessee	12,583,460	12,450,216	(133,244)	-1.06%
Texas	57,724,443	58,414,716	690,273	1.20%
Utah	5,704,059	6,074,652	370,593	6.50%
Vermont	2,210,914	2,195,778	(15,136)	-0.68%
Virginia	15,516,383	15,880,320	363,937	2.35%
Washington	15,860,228	15,729,530	(130,698)	-0.82%
West Virginia	5,402,014	5,365,031	(36,983)	-0.68%
Wisconsin	11,276,927	11,130,151	(146,776)	-1.30%
Wyoming	3,661,671	3,636,603	(25,068)	-0.68%
State Total	675,879,914	671,252,721	(4,627,193)	-0.68%
Guam	317,033	314,863	(2,170)	-0.68%
Virgin Islands	1,334,553	1,325,416	(9,137)	-0.68%
Outlying Areas Total	1,651,586	1,640,279	(11,307)	-0.68%

U. S. Department of Labor
Employment and Training Administration
Workforce Information Grants to States
PY 2024 vs PY 2023 Allotments

State	PY 2023	PY 2024	Difference	% Difference
Total	\$31,964,000	\$31,969,000	\$5,000	0.02%
Alabama	507,924	505,972	(1,952)	-0.38%
Alaska	286,168	285,206	(962)	-0.34%
Arizona	657,611	663,102	5,491	0.83%
Arkansas	400,348	401,719	1,371	0.34%
California	2,464,249	2,447,256	(16,993)	-0.69%
Colorado	616,964	612,458	(4,506)	-0.73%
Connecticut	462,764	460,821	(1,943)	-0.42%
Delaware	302,193	301,620	(573)	-0.19%
District of Columbia	288,891	289,145	254	0.09%
Florida	1,469,215	1,497,933	28,718	1.95%
Georgia	852,260	846,780	(5,480)	-0.64%
Hawaii	322,411	321,585	(826)	-0.26%
Idaho	353,672	354,148	476	0.13%
Illinois	987,543	978,103	(9,440)	-0.96%
Indiana	632,989	633,577	588	0.09%
Iowa	440,864	441,356	492	0.11%
Kansas	417,786	417,115	(671)	-0.16%
Kentucky	482,524	477,048	(5,476)	-1.13%
Louisiana	485,663	483,015	(2,648)	-0.55%
Maine	322,796	321,770	(1,026)	-0.32%
Maryland	614,643	607,197	(7,446)	-1.21%
Massachusetts	678,587	668,815	(9,772)	-1.44%
Michigan	803,595	803,694	99	0.01%
Minnesota	599,354	596,945	(2,409)	-0.40%
Mississippi	390,181	385,572	(4,609)	-1.18%
Missouri	599,314	597,989	(1,325)	-0.22%
Montana	309,540	309,939	399	0.13%
Nebraska	367,117	365,140	(1,977)	-0.54%
Nevada	420,134	424,833	4,699	1.12%
New Hampshire	332,764	331,313	(1,451)	-0.44%
New Jersey	782,350	794,891	12,541	1.60%
New Mexico	353,848	353,383	(465)	-0.13%
New York	1,336,973	1,347,631	10,658	0.80%
North Carolina	831,353	837,975	6,622	0.80%
North Dakota	291,755	291,951	196	0.07%
Ohio	911,075	902,447	(8,628)	-0.95%
Oklahoma	460,596	463,247	2,651	0.58%
Oregon	497,674	490,102	(7,572)	-1.52%
Pennsylvania	986,238	983,560	(2,678)	-0.27%
Puerto Rico	383,058	380,195	(2,863)	-0.75%
Rhode Island	310,763	309,308	(1,455)	-0.47%
South Carolina	520,463	520,302	(161)	-0.03%
South Dakota	299,427	299,192	(235)	-0.08%
Tennessee	634,898	626,684	(8,214)	-1.29%
Texas	1,918,307	1,949,888	31,581	1.65%
Utah	443,356	448,299	4,943	1.11%
Vermont	283,068	283,941	873	0.31%
Virginia	744,227	762,725	18,498	2.49%
Washington	707,273	705,375	(1,898)	-0.27%
West Virginia	336,359	333,882	(2,477)	-0.74%
Wisconsin	606,138	597,751	(8,387)	-1.38%
Wyoming	278,023	278,379	356	0.13%
State Total	31,787,286	31,792,274	4,988	0.02%
Guam	97,657	97,665	8	0.01%
Virgin Islands	79,057	79,061	4	0.01%
Outlying Areas Total	176,714	176,726	12	0.01%

U.S. Department of Labor
Employment and Training Administration
WIOA Youth, Adult, and Dislocated Worker Outlying Areas Funding
PY 2024

	Youth	Adult		Dislocated Worker		Total	
	PY (April)	PY (July)	FY (October)	PY (July)	FY (October)	PY (Apr/July)	FY (October)
American Samoa	335,753	62,589	255,781	168,386	333,904	566,728	589,685
Guam	921,426	171,767	701,957	462,112	916,355	1,555,305	1,618,312
Northern Marianas	430,280	80,210	327,794	215,793	427,911	726,283	755,705
Palau	75,000	14,744	60,256	39,668	78,659	129,412	138,915
Virgin Islands	562,323	104,812	428,335	281,982	559,160	949,117	987,495
Outlying Areas Total	2,324,782	434,122	1,774,123	1,167,941	2,315,989	3,926,845	4,090,112

LOCAL AREA PLANNING ALLOCATION
 FOR PROGRAM YEAR 2024 / Initial Allocations
 (July 1, 2024 - June 30, 2025)

		PY2024 Allotment	FY 2025 Allotment	Full PY/FY Allotment
SEC. 133(b)(2)(A) ADULT PROGRAMS		\$1,788,432	\$7,308,763	\$9,097,195
a. GOVERNOR's SET ASIDES:	15%	\$268,264	\$1,096,314	\$1,364,578
Administration (5%)		\$89,421	\$365,438	\$454,859
Other WIOA Activities (7%)		\$125,190	\$511,613	\$636,803
Local Area Awards/Cap. Bldng. (3%)		\$53,653	\$219,263	\$272,916
Local Area Grants (100%)		\$53,653	\$219,263	\$272,916
State-level (0%)		\$0	\$0	\$0
b. LOCAL AREA ADULT PROGRAMS	85%	1,520,168	6,212,449	\$7,732,617
Region 1		\$168,601	\$689,018	\$857,619
Region 2		\$130,919	\$535,027	\$665,946
Region 3		\$100,000	\$408,667	\$508,667
Region 4		\$146,724	\$599,614	\$746,338
Region 5		\$350,667	\$1,433,067	\$1,783,734
Region 6		\$83,238	\$340,167	\$423,405
Region 7		\$540,019	\$2,206,889	\$2,746,908
SEC. 128(b)(2) YOUTH ALLOTMENT		\$9,375,648	\$0	\$9,375,648
a. GOVERNOR's SET ASIDES:	15%	\$1,406,347	\$0	\$1,406,347
Administration (5%)		\$468,782	\$0	\$468,782
Other WIOA Activities (7%)		\$656,295	\$0	\$656,295
Local Area Awards/Cap. Bldng. (3%)		\$281,270	\$0	\$281,270
Local Area Grants (100%)		\$281,270	\$0	\$281,270
State-level (0%)		\$0	\$0	\$0
b. LOCAL AREA YOUTH PROGRAMS	85%	\$7,969,301	\$0	\$7,969,301
Region 1		\$868,470	\$0	\$868,470
Region 2		\$603,269	\$0	\$603,269
Region 3		\$603,443	\$0	\$603,443
Region 4		\$722,765	\$0	\$722,765
Region 5		\$1,945,321	\$0	\$1,945,321
Region 6		\$439,505	\$0	\$439,505
Region 7		\$2,786,528	\$0	\$2,786,528

LOCAL AREA PLANNING ALLOCATION
 FOR PROGRAM YEAR 2024 / Initial Allocations
 (July 1, 2024 - June 30, 2025)

		PY2024 Allotment	FY 2025 Allotment	Full PY/FY Allotment
SEC. 133(b)(2)(B) DISLOCATED WORKERS		\$2,659,588	\$9,678,043	\$12,337,631
a. RAPID RESPONSE PROGRAMS	3%	\$79,787	\$290,341	\$370,128
b. GOVERNOR'S SET ASIDES:	15%	\$398,938	\$1,451,706	\$1,850,644
Administration (5%)		\$132,979	\$483,902	\$616,881
Other WIOA Activities (7%)		\$186,171	\$677,463	\$863,634
Local Area Awards/Cap. Bldng. (3%)		\$79,788	\$290,341	\$370,129
Local Area Grants (100%)		\$79,788	\$290,341	\$370,129
State-level (0%)		\$0	\$0	\$0
c. LOCAL AREA D.W. PROGRAMS	82%	\$2,180,863	\$7,935,996	\$10,116,859
Region 1		\$408,263	\$1,485,640	\$1,893,903
Region 2		\$240,843	\$876,410	\$1,117,253
Region 3		\$176,813	\$643,409	\$820,222
Region 4		\$291,793	\$1,061,811	\$1,353,604
Region 5		\$396,625	\$1,443,289	\$1,839,914
Region 6		\$170,578	\$620,718	\$791,296
Region 7		\$495,948	\$1,804,719	\$2,300,667
TOTAL PROGRAM YEAR ALLOTMENT		\$13,823,668	\$16,986,806	\$30,810,474

LOCAL AREA PLANNING ALLOCATION
 FOR PROGRAM YEAR 2024 / Initial Allocations
 (July 1, 2024 - June 30, 2025)

		PY2024 Allotment	FY 2025 Allotment	Full PY/FY Allotment
POOLED SET ASIDES				
RAPID RESPONSE PROGRAMS	3%	\$79,787	\$290,341	\$370,128
Administration (5%)		\$691,182	\$849,340	\$1,540,522
Other WIOA Activities (7%)		\$967,656	\$1,189,076	\$2,156,732
Local Area Awards/Capacity Building (3%)		\$414,711	\$509,604	\$924,315
Local Area grants (100%)		\$414,711	\$509,604	\$924,315
REGION 1				
ADULT		\$168,601	\$689,018	\$857,619
YOUTH		\$868,470	\$0	\$868,470
DISLOCATED WORKER		\$408,263	\$1,485,640	\$1,893,903
TOTAL LOCAL AREA FUNDS		<u>\$1,445,334</u>	<u>\$2,174,658</u>	<u>\$3,619,992</u>
REGION 2				
ADULT		\$130,919	\$535,027	\$665,946
YOUTH		\$603,269	\$0	\$603,269
DISLOCATED WORKER		\$240,843	\$876,410	\$1,117,253
TOTAL LOCAL AREA FUNDS		<u>\$975,031</u>	<u>\$1,411,437</u>	<u>\$2,386,468</u>
REGION 3				
ADULT		\$100,000	\$408,667	\$508,667
YOUTH		\$603,443	\$0	\$603,443
DISLOCATED WORKER		\$176,813	\$643,409	\$820,222
TOTAL LOCAL AREA FUNDS		<u>\$880,256</u>	<u>\$1,052,076</u>	<u>\$1,932,332</u>
REGION 4				
ADULT		\$146,724	\$599,614	\$746,338
YOUTH		\$722,765	\$0	\$722,765
DISLOCATED WORKER		\$291,793	\$1,061,811	\$1,353,604
TOTAL STATE-LEVEL FUNDS		<u>\$1,161,282</u>	<u>\$1,661,425</u>	<u>\$2,822,707</u>

LOCAL AREA PLANNING ALLOCATION
 FOR PROGRAM YEAR 2024 / Initial Allocations
 (July 1, 2024 - June 30, 2025)

	PY2024 Allotment	FY 2025 Allotment	Full PY/FY Allotment
REGION 5			
ADULT	\$350,667	\$1,433,067	\$1,783,734
YOUTH	\$1,945,321	\$0	\$1,945,321
DISLOCATED WORKER	\$396,625	\$1,443,289	\$1,839,914
TOTAL LOCAL AREA FUNDS	<u>\$2,692,613</u>	<u>\$2,876,356</u>	<u>\$5,568,969</u>
REGION 6			
ADULT	\$83,238	\$340,167	\$423,405
YOUTH	\$439,505	\$0	\$439,505
DISLOCATED WORKER	\$170,578	\$620,718	\$791,296
TOTAL LOCAL AREA FUNDS	<u>\$693,321</u>	<u>\$960,885</u>	<u>\$1,654,206</u>
REGION 7			
ADULT	\$540,019	\$2,206,889	\$2,746,908
YOUTH	\$2,786,528	\$0	\$2,786,528
DISLOCATED WORKER	\$495,948	\$1,804,719	\$2,300,667
TOTAL LOCAL AREA FUNDS	<u>\$3,822,495</u>	<u>\$4,011,608</u>	<u>\$7,834,103</u>
STATEWIDE			
ADULT	\$268,264	\$1,096,314	\$1,364,578
YOUTH	\$1,406,347	\$0	\$1,406,347
DISLOCATED WORKER	\$398,938	\$1,451,706	\$1,850,644
RAPID RESPONSE	\$79,787	\$290,341	\$370,128
TOTAL STATE-LEVEL FUNDS	<u>\$2,153,336</u>	<u>\$2,838,361</u>	<u>\$4,991,697</u>
TOTAL ALL FUNDS	<u>\$13,823,668</u>	<u>\$16,986,806</u>	<u>\$30,810,474</u>