

## Alabama Workforce Investment System

Department of Commerce  
Workforce Development Division  
401 Adams Avenue  
Post Office Box 304103  
Montgomery, Alabama 36130-4103

### GOVERNOR'S WORKFORCE INNOVATION DIRECTIVE NO. PY 2019-03, Change 05

**SUBJECT:** Program Year 2020/Fiscal Year 2021 Workforce Innovation and Opportunity Act (WIOA) Adult, Youth, and Dislocated Worker Allocations

1. **Purpose.** This guidance corrects an error in previously published State of Alabama revised allocations for the Program Year (PY) 2020/Fiscal Year (FY) 2021 allotment.

2. **Discussion.** Governor's Workforce Innovation Directive No. PY 2019-03, Change 04 issued revised allocations for PY 2020/FY 2021 resulting from a recapture of PY2020 youth funds and FY2021 dislocated worker funds. In the reallocation, some youth funds included in the recapture were already obligated. This resulted in an error in which \$10,935.69 was reallocated when these funds should not have been included in the total funds reallocated.

In order to correct this error, the previous total amount of reallocated youth funds of \$1,172,646.94 is being reduced by \$10,935.69 to \$1,161,711.25. Local Workforce Development Areas should refer to Attachment 1, PY20/FY21 Local Area Recaptured Allocations, and submit a change to their respective PY2020 plans if the amount of the recaptured youth funds for the area changed. Recaptured funds should be listed on a separate WIOA-60 form, and the amount of recaptured funds should be added to the amount of previously awarded funds to show the total amount of funds awarded on the WIOA-59 form. Recaptured funds awarded to the Local Areas **must be expended no later than June 30, 2023.**

3. **Action.** This directive requires a plan change for local areas with a revised allocation. Please revise your plan to incorporate the changes to your allocations and submit your revised plans to the Workforce Development Division by **March 17, 2023**. Please retain the Attachments for future reference.

4. **Contact.** Any questions should be referred to Lisa Trammel, Staff Accountant, Workforce Development Division, at (334) 353-5164 or by email at [lisa.trammel@commerce.alabama.gov](mailto:lisa.trammel@commerce.alabama.gov).

*Tammy Wilkinson*

02/21/2023

Tammy Wilkinson, Division Director/Date  
Workforce Development Division

Attachments  
WIOA Allocation

**LOCAL AREA PLANNING ALLOCATION**  
**FOR PROGRAM YEAR 2020 Local Area Recapture Revision**  
 (July 1, 2020 - June 30, 2021)

|   | PY 2020<br>Allotment | FY 2021<br>Allotment | Full PY<br>Allotment |
|---|----------------------|----------------------|----------------------|
| <b>SEC. 133(b)(2)(A) ADULT PROGRAMS</b> |                      |                      |                      |
| <b>a. GOVERNOR'S SET ASIDES:</b>        |                      |                      |                      |
| Administration (5%)                     | \$0                  | \$0                  | \$0                  |
| Other WIOA Activities (7%)              | \$0                  | \$0                  | \$0                  |
| Incent/Cap. Bldng. (3%)                 | \$0                  | \$0                  | \$0                  |
| Local Area Grants (100%)                | \$0                  | \$0                  | \$0                  |
| State-level (0%)                        | \$0                  | \$0                  | \$0                  |
| <b>b. LOCAL AREA ADULT PROGRAMS</b>     | 0                    | 0                    | 0                    |
| Region 1                                | \$0                  | \$0                  | \$0                  |
| Region 2                                | \$0                  | \$0                  | \$0                  |
| Region 3                                | \$0                  | \$0                  | \$0                  |
| Region 4                                | \$0                  | \$0                  | \$0                  |
| Region 5                                | \$0                  | \$0                  | \$0                  |
| Region 6                                | \$0                  | \$0                  | \$0                  |
| Region 7                                | \$0                  | \$0                  | \$0                  |
|   | \$1,161,711.25       | \$0                  | \$1,161,711.25       |
| <b>SEC. 128(b)(2) YOUTH ALLOTMENT</b>   |                      |                      |                      |
| <b>a. GOVERNOR'S SET ASIDES:</b>        |                      |                      |                      |
| Administration (5%)                     | \$0                  | \$0                  | \$0                  |
| Other WIOA Activities (7%)              | \$0                  | \$0                  | \$0                  |
| Incent/Cap. Bldng. (3%)                 | \$0                  | \$0                  | \$0                  |
| Local Area Grants (100%)                | \$0                  | \$0                  | \$0                  |
| State-level (0%)                        | \$0                  | \$0                  | \$0                  |
| <b>b. LOCAL AREA YOUTH PROGRAMS</b>     | \$1,161,711.25       | \$0                  | \$1,161,711.25       |
| Region 1                                | \$483,415.82         | \$0                  | \$483,415.82         |
| Region 2                                | \$0.00               | \$0                  | \$0.00               |
| Region 3                                | \$678,295.43         | \$0                  | \$678,295.43         |
| Region 4                                | \$0                  | \$0                  | \$0                  |
| Region 5                                | \$0                  | \$0                  | \$0                  |
| Region 6                                | \$0                  | \$0                  | \$0                  |
| Region 7                                | \$0                  | \$0                  | \$0                  |

**LOCAL AREA PLANNING ALLOCATION  
 FOR PROGRAM YEAR 2020 Local Area Recapture Revision  
 (July 1, 2020 - June 30, 2021)**

|   | PY 2020<br>Allotment  | FY 2021<br>Allotment | Full PY<br>Allotment  |
|---|-----------------------|----------------------|-----------------------|
| <b>SEC. 133(b)(2)(B) DISLOCATED WORKERS</b> | <b>\$0</b>            | <b>\$390,961.73</b>  | <b>\$390,961.73</b>   |
| a. RAPID RESPONSE PROGRAMS                  | \$0                   | \$0                  | \$0                   |
| 3%  |                       |                      |                       |
| b. GOVERNOR'S SET ASIDES:                   | \$0                   | \$0                  | \$0                   |
| Administration (5%)                         | \$0                   | \$0                  | \$0                   |
| Other WIOA Activities (7%)                  | \$0                   | \$0                  | \$0                   |
| Incent/Cap. Bldg. (3%)                      | \$0                   | \$0                  | \$0                   |
| Local Area Grants (100%)                    | \$0                   | \$0                  | \$0                   |
| State-level (0%)                            | \$0                   | \$0                  | \$0                   |
| c. LOCAL AREA D.W. PROGRAMS                 | \$0                   | \$390,961.73         | \$390,961.73          |
| 82%   |                       |                      |                       |
| Region 1                                    | \$0                   | \$87,285.71          | \$87,285.71           |
| Region 2                                    | \$0                   | \$28,016.42          | \$28,016.42           |
| Region 3                                    | \$0                   | \$93,053.84          | \$93,053.84           |
| Region 4                                    | \$0                   | \$0.00               | \$0.00                |
| Region 5                                    | \$0                   | \$0.00               | \$0.00                |
| Region 6                                    | \$0                   | \$34,474.38          | \$34,474.38           |
| Region 7                                    | \$0                   | \$148,131.38         | \$148,131.38          |
| <b>TOTAL PROGRAM YEAR ALLOTMENT</b>         | <b>\$1,161,711.25</b> | <b>\$390,961.73</b>  | <b>\$1,552,672.98</b> |

**LOCAL AREA PLANNING ALLOCATION  
 FOR PROGRAM YEAR 2020 Local Area Recapture Revision  
 (July 1, 2020 - June 30, 2021)**

|   | PY 2020<br>Allotment | FY 2021<br>Allotment | Full PY<br>Allotment |
|---|----------------------|----------------------|----------------------|
| <b>POOLED SET ASIDES</b>                |                      |                      |                      |
| <b>RAPID RESPONSE PROGRAMS</b>          | 3%                   | \$0                  | \$0                  |
| Administration (5%)                     |                      | \$0                  | \$0                  |
| Other WIOA Activities (7%)              |                      | \$0                  | \$0                  |
| Incentive Awards/Capacity Building (3%) |                      | \$0                  | \$0                  |
| Local Area grants (100%)                |                      | \$0                  | \$0                  |
| Region 1                                |                      | \$0                  | \$0                  |
| Region 2                                |                      | \$0                  | \$0                  |
| Region 3                                |                      | \$0                  | \$0                  |
| Region 4                                |                      | \$0                  | \$0                  |
| Region 5                                |                      | \$0                  | \$0                  |
| Region 6                                |                      | \$0                  | \$0                  |
| Region 7                                |                      | \$0                  | \$0                  |
| State-level activities (0%)             |                      | \$0                  | \$0                  |
| <b>REGION 1</b>                         |                      |                      |                      |
| ADULT                                   | \$0                  | \$0                  | \$0                  |
| YOUTH                                   | \$483,415.82         | \$0                  | \$483,415.82         |
| DISLOCATED WORKER                       | \$0                  | \$87,285.71          | \$87,285.71          |
| <b>TOTAL LOCAL AREA FUNDS</b>           | <u>\$483,415.82</u>  | <u>\$87,285.71</u>   | <u>\$570,701.53</u>  |
| <b>REGION 2</b>                         |                      |                      |                      |
| ADULT                                   | \$0                  | \$0                  | \$0                  |
| YOUTH                                   | \$0                  | \$0                  | \$0                  |
| DISLOCATED WORKER                       | \$0                  | \$28,016.42          | \$28,016.42          |
| <b>TOTAL LOCAL AREA FUNDS</b>           | <u>\$0</u>           | <u>\$28,016.42</u>   | <u>\$28,016.42</u>   |
| <b>REGION 3</b>                         |                      |                      |                      |
| ADULT                                   | \$0                  | \$0                  | \$0                  |
| YOUTH                                   | \$678,295.43         | \$0                  | \$678,295.43         |
| DISLOCATED WORKER                       | \$0                  | \$93,053.84          | \$93,053.84          |
| <b>TOTAL LOCAL AREA FUNDS</b>           | <u>\$678,295.43</u>  | <u>\$93,053.84</u>   | <u>\$771,349.27</u>  |

LOCAL AREA PLANNING ALLOCATION  
 FOR PROGRAM YEAR 2020 Local Area Recapture Revision  
 (July 1, 2020 - June 30, 2021)

|                                | PY 2020<br>Allotment  | FY 2021<br>Allotment | Full PY<br>Allotment  |
|--------------------------------|-----------------------|----------------------|-----------------------|
| <b>REGION 4</b>                |                       |                      |                       |
| ADULT                          | \$0                   | \$0                  | \$0                   |
| YOUTH                          | \$0                   | \$0                  | \$0                   |
| DISLOCATED WORKER              | \$0                   | \$0.00               | \$0.00                |
| <b>TOTAL STATE-LEVEL FUNDS</b> | <b>\$0</b>            | <b>\$0.00</b>        | <b>\$0.00</b>         |
| <b>REGION 5</b>                |                       |                      |                       |
| ADULT                          | \$0                   | \$0                  | \$0                   |
| YOUTH                          | \$0                   | \$0                  | \$0                   |
| DISLOCATED WORKER              | \$0                   | \$0                  | \$0                   |
| <b>TOTAL LOCAL AREA FUNDS</b>  | <b>\$0</b>            | <b>\$0</b>           | <b>\$0</b>            |
| <b>REGION 6</b>                |                       |                      |                       |
| ADULT                          | \$0                   | \$0                  | \$0                   |
| YOUTH                          | \$0                   | \$0                  | \$0                   |
| DISLOCATED WORKER              | \$0                   | \$34,474.38          | \$34,474.38           |
| <b>TOTAL LOCAL AREA FUNDS</b>  | <b>\$0</b>            | <b>\$34,474.38</b>   | <b>\$34,474.38</b>    |
| <b>REGION 7</b>                |                       |                      |                       |
| ADULT                          | \$0                   | \$0                  | \$0                   |
| YOUTH                          | \$0                   | \$0                  | \$0                   |
| DISLOCATED WORKER              | \$0                   | \$148,131.38         | \$148,131.38          |
| <b>TOTAL LOCAL AREA FUNDS</b>  | <b>\$0</b>            | <b>\$148,131.38</b>  | <b>\$148,131.38</b>   |
| <b>STATEWIDE</b>               |                       |                      |                       |
| ADULT                          | \$0                   | \$0                  | \$0                   |
| YOUTH                          | \$0                   | \$0                  | \$0                   |
| DISLOCATED WORKER              | \$0                   | \$0                  | \$0                   |
| RAPID RESPONSE                 | \$0                   | \$0                  | \$0                   |
| <b>TOTAL STATE-LEVEL FUNDS</b> | <b>\$0</b>            | <b>\$0</b>           | <b>\$0</b>            |
| <b>TOTAL ALL FUNDS</b>         | <b>\$1,161,711.25</b> | <b>\$390,961.73</b>  | <b>\$1,552,672.98</b> |

GWID PY2019-03, Change 05  
State Recaptured Funds  
February 17, 2023

Prepared by:

*Louli Sanders* 02/17/2023

---

*Olivia Hammel*

---

Reviewed by:

*Kyandra P. Bze*

---

*Danny Cheek*

Danny Cheek (Feb 20, 2023 14:18 CST)

---











# GWID PY 2019-03, Change 05 State Recaptured Funds

Final Audit Report


2023-02-21


|                 |  |
|-----------------|--|
| Created:        | 2023-02-17   |
| By:             | Lorilei Sanders (lorilei.sanders@commerce.alabama.gov) |
| Status:         | Signed   |
| Transaction ID: | CBJCHBCAABAAXNNxugoXn-IAfOv2EuLEglcXNaJ2FgIh           |


## "GWID PY 2019-03, Change 05 State Recaptured Funds" History


-  Document created by Lorilei Sanders (lorilei.sanders@commerce.alabama.gov)  
2023-02-17 - 3:28:43 PM GMT- IP address: 216.226.188.46
-  Document emailed to Lisa Trammel (Lisa.Trammel@commerce.alabama.gov) for signature  
2023-02-17 - 3:30:12 PM GMT
-  Email viewed by Lisa Trammel (Lisa.Trammel@commerce.alabama.gov)  
2023-02-17 - 3:30:44 PM GMT- IP address: 216.226.188.41
-  Document e-signed by Lisa Trammel (Lisa.Trammel@commerce.alabama.gov)  
Signature Date: 2023-02-17 - 3:32:04 PM GMT - Time Source: server- IP address: 216.226.188.41
-  Document emailed to kivondra.rivers@commerce.alabama.gov for signature  
2023-02-17 - 3:32:06 PM GMT
-  Email viewed by kivondra.rivers@commerce.alabama.gov  
2023-02-20 - 7:05:36 PM GMT- IP address: 216.226.188.45
-  Signer kivondra.rivers@commerce.alabama.gov entered name at signing as Kivondra P. Rivers  
2023-02-20 - 7:05:59 PM GMT- IP address: 216.226.188.45
-  Document e-signed by Kivondra P. Rivers (kivondra.rivers@commerce.alabama.gov)  
Signature Date: 2023-02-20 - 7:06:01 PM GMT - Time Source: server- IP address: 216.226.188.45
-  Document emailed to Danny Cheek (daniel.cheek@commerce.alabama.gov) for signature  
2023-02-20 - 7:06:03 PM GMT
-  Email viewed by Danny Cheek (daniel.cheek@commerce.alabama.gov)  
2023-02-20 - 8:17:08 PM GMT- IP address: 216.226.188.45




 Document e-signed by Danny Cheek (daniel.cheek@commerce.alabama.gov)  
Signature Date: 2023-02-20 - 8:18:00 PM GMT - Time Source: server- IP address: 216.226.188.45

 Document emailed to tammy Wilkinson (tammy.wilkinson@commerce.alabama.gov) for signature  
2023-02-20 - 8:18:01 PM GMT

 Email viewed by tammy Wilkinson (tammy.wilkinson@commerce.alabama.gov)  
2023-02-21 - 12:47:56 PM GMT- IP address: 71.91.43.159

 Document e-signed by tammy Wilkinson (tammy.wilkinson@commerce.alabama.gov)  
Signature Date: 2023-02-21 - 12:48:17 PM GMT - Time Source: server- IP address: 71.91.43.159

 Agreement completed.  
2023-02-21 - 12:48:17 PM GMT

